



ISSN NO. 2320-5407

Journal homepage: <http://www.journalijar.com>

Journal DOI: [10.21474/IJAR01](https://doi.org/10.21474/IJAR01)

**INTERNATIONAL JOURNAL
OF ADVANCED RESEARCH**

RESEARCH ARTICLE

Design And Implementation of Advanced Wireless Tongue Drive/Operated System for Paralyzed, Disabled & Quadriplegic Patients.

Uzair Abbas¹, Sarfaraz Khan Turk¹, Muhammad Zakir Shaikh², Hinesh Kumar¹, Asadullah Panhwer¹, Narender Kumar¹.

1. Institute of Biomedical Engineering & Technology, Liaquat University of Medical & Health Sciences, Jamshoro, Sindh, Pakistan.

2. Department of Electronic Engineering, Mehran University of Engineering and Technology, Jamshoro, Sindh, Pakistan.

Manuscript Info

Manuscript History:

Received: 14 February 2016
Final Accepted: 13 March 2016
Published Online: April 2016

Key words:

Assistive technologies, PDA (personal digital assistant) computer, Environment Manipulate, Information Transfer rate, magnetic area sensors, Everlasting magnets, rehabilitation, telemetry, tongue control, Wireless transceiver.

*Corresponding Author

Uzair Abbas.

Abstract

We have got evolved a Wi-Fi, noncontact, unobtrusive, tongue-operated assistive technology called the Tongue controlled device. The TCS affords humans with paralysis, Quadriplegic diseases, minimum or no motion capability of their higher limbs, lower limbs with an efficacious tool for computer access and environmental control. A small permanent magnet secured at the tongue by using implantation, piercing, or tissue adhesives is used as a tracer, the motion of that is detected by way of an array of magnetic sensors established on a headset outside the mouth or on an orthodontic brace interior sent wirelessly to microcontroller by using wireless transceiver. The microcontroller's outputs signals are wirelessly transmitted to an ultraportable personal digital assistant compact computer carried at the user's clothing or wheelchair and are processed to extract the person's instructions. The consumer can then use those commands to get right of entry to a personal digital assistant computer, manage a power wheelchair, prosthetics and home appliances or have interaction with his or her surroundings. Most adult humans have 32 teeth, and several commands can be linked to a combination of teeth or tongue gestures, making the possibilities countless.

Copy Right, IJAR, 2016,. All rights reserved.

Introduction:-

Tongue has a set of unique characteristics that makes it a suitable appendage for manipulating paralyzed individuals 'environments through the use of tongue-operated assistive devices. A number of these devices have been reviewed and a new one called Tongue Drive has been introduced Assistive Technology Tongue Drive system (TDS). The core TDS technology exploits the fact that even individual with severe paralysis that impairs limb movement, breathing and speech can still move their tongue and therefore, can fully utilize this extra ordinary system. The device consists of a head set a compact computer and a tiny magnet attached to the tongue, simply movement of the tongue send the commands to the computer allowing users to steer their wheel chair operate their computers and generally control their environment in an independent way. We can continue to improve the system so, that it is not visible by reducing the size of the computer and replacing the headset needed to detect tongue signal with tiny sensors placed inside the user's mouth.[10]

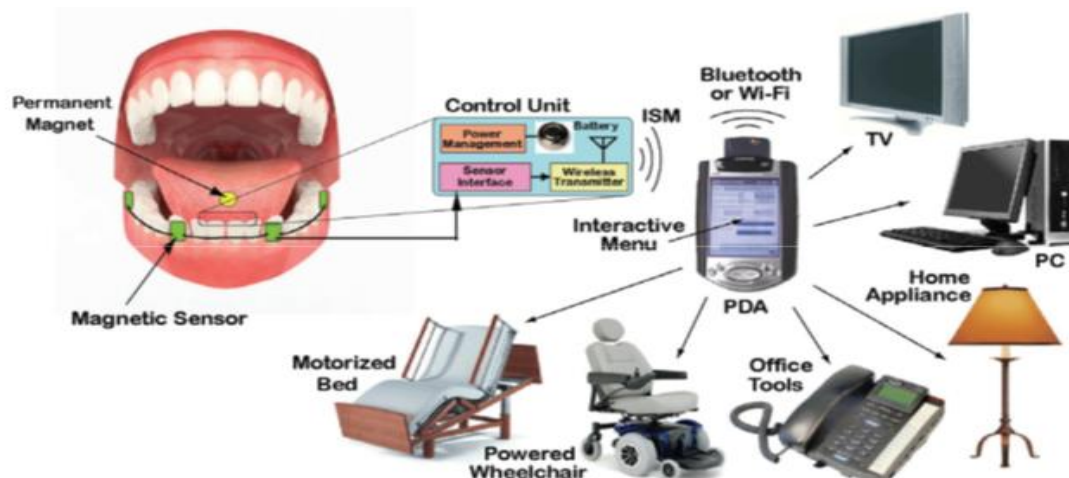


Fig 1. Illustrate the Tongue Drive Control System
 PC = personal computer; PDA personal Digital assistant; TV = television

TDS consists of an array of magnetic sensors located inside the mouth, attached to the outer surface of the teeth on an orthodontic brace or outside of the mouth near the user's cheeks, mounted on a headset. The sensor array measures the magnetic field of a small permanent magnet, the size of a grain of rice, which is attached to the tongue by means of tissue adhesives. The sensor signals are digitized, and transmitted wirelessly to an external PC/PDA, which is worn by the user or attached to his/her bed or wheelchair. The received magnetic sensor array data is processed to determine the coordinates, orientation, and relative motion of the magnet with respect to the array of sensors in real time. This information is then used to control the movements of a cursor on the PC/PDA screen and to perform all other functions that an able-bodied individual can do with a mouse computer input device. The PC/PDA has a built-in wireless connection (Wi-Fi) potentially to a number of other devices, including a desktop computer, a phone, and a powered wheelchair in the user's environment. As a result, the user can access and control his/her environment through the PC/PDA interactive graphical user interface. Before using the TDS, the user must train the system to link each designated tongue movement to an action. Training requires commands to be repeated several times for computer recognition, but is relatively fast. Each command is defined by collecting changes in the magnetic field in relation to the tongue position. The ultimate goal is to allow the user to designate every tooth to a command. Most adult humans have 32 teeth, and several commands can be linked to a combination of teeth or tongue gestures, making the possibilities countless.

Through a wireless local area network (WLAN), the TDS can be linked to control household appliances, lights, locks, heating/air conditioning, etc.

Objective:-

Our objective or aim is to serve the Humanity every person have right to live their life happily and independently so we are making the Tongue Drive Control system for paralyzed, Quadriplegic and Disabled patients to control their environment easily like Wheel Chair, other appliances etc. and facilitate the life of these kinds of Patients.

The Disabled patients and patients with Spinal cord Diseases have difficult to perform daily life activities so this system help them to control their environment independently and perform their daily life activities. The device also could control prosthetic arms or legs. A prosthetic limb can have all the capabilities of a natural limb, but if you cannot control it, those capabilities are useless. "With the Tongue Drive System, the user can take advantage of all of the capabilities of the tongue to control his or her prosthesis and our aim is to make these kinds of patients work like normal peoples.

Working Methodology:-

In tongue controlling system a small magnet size of wheat placed on the tongue by using tissue adhesive force. The movement of this magnet varies magnetic field of magnet. The magnetic tracer detects variation in magnetic field. The network of magnetic sensors is placed on headset outside the mouth or orthodontic braces inside the mouth. The sensors output transmitted wirelessly personal digital assistant (PDA). The signal processor classifies and converts

the sensors output to user commands. The advantage of tongue operated system is that the magnetic tracer gives lots of tongue movements, these movements provided with specific commands. We also set a standby mode command for sleeping, speaking and eating. [10]

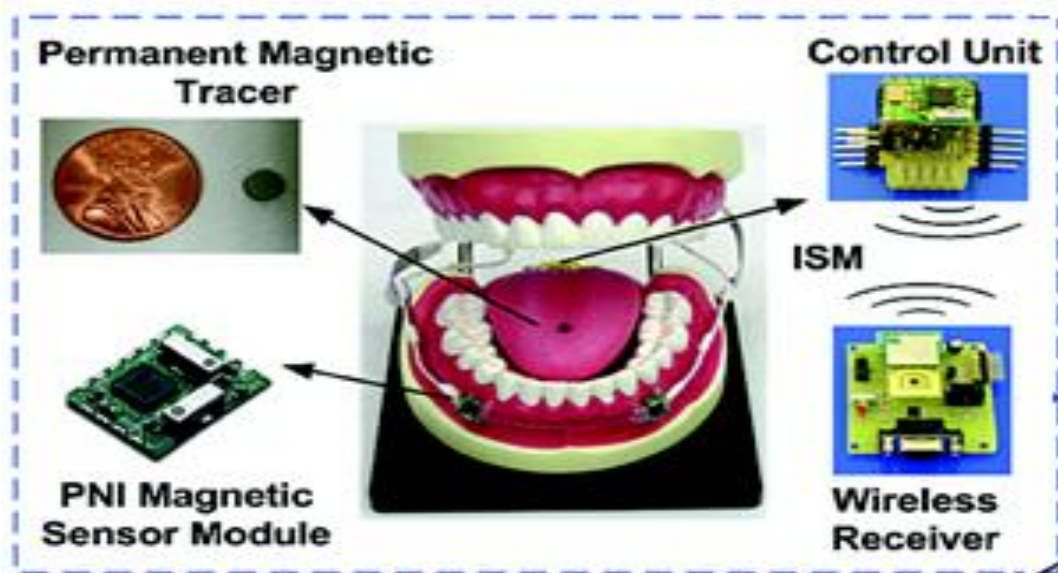


Fig 2. Components Diagram of Advanced Wireless Tongue Drive/Operated System for Paralyzed, Disabled & Quadriplegic Patients

Block Diagram:-

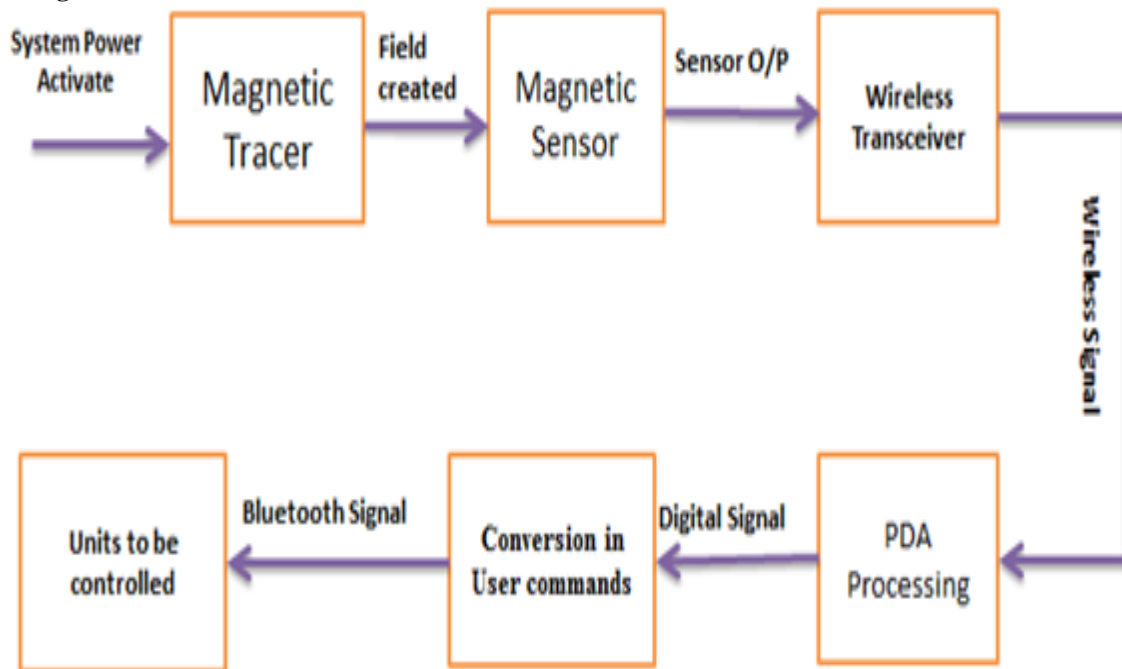


Fig 3. Block Diagram of Advanced Wireless Tongue Drive/Operated System for Paralyzed, Disabled & Quadriplegic Patients

Flow Chart

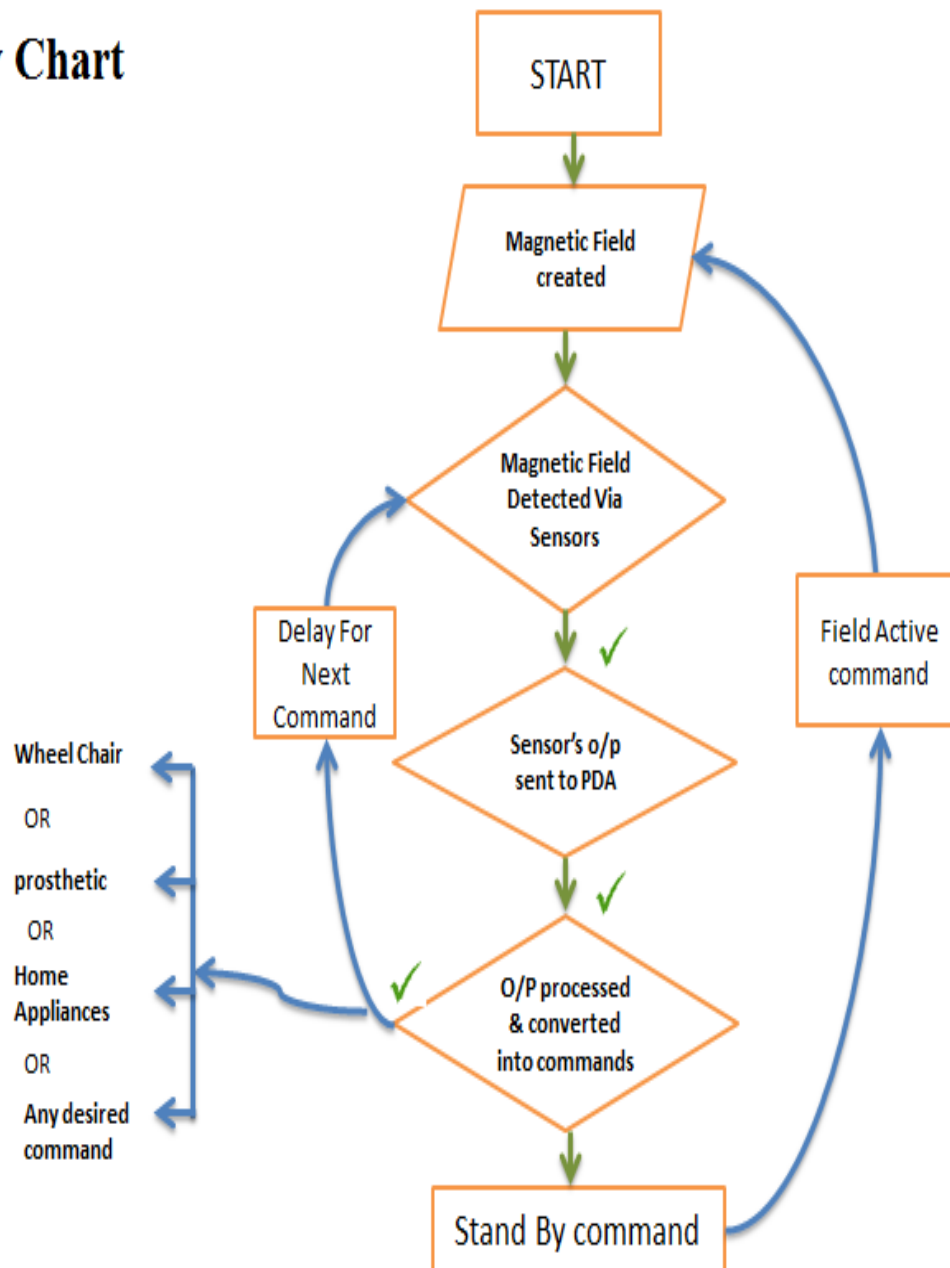


Fig 4. Flowchart of Advanced Wireless Tongue Drive/Operated System for Paralyzed, Disabled & Quadriplegic Patients

Prototype:-

We have made prototype to facilitate the placement of the sensors. The function of prototype is to control the pointer of mouse with the help of tongue movements, there are six commands are given for the movement of pointer four commands for left, right, up, down and two commands single and double click. Four sensors are placed near to user's cheek whose specifications are given in following table. One sensor move cursor in x-axis and other sensor in y-axis and remaining two sensors move the cursor on z-axis.

To minimize the interference of other magnetic field like earth's magnetic field, we use three axis modules as a reference. The three axis module output cancel out the interfering magnetic field. All sensors output is received by ultra-low power microcontroller (MSP 430) the controller took eleven samples per second and activate only one module to reduce power consumption after collecting all data from all sensor were wirelessly send to personal

computer (PC) through 2.4 GHz wireless link between two trans receiver (nRF2401).The whole system was powered by 3.3 volt button cell in a control unit.[10].

Table no 1 TONGUE DRIVES SYSTEM SPECIFICATIONS

Specification	Value
Control Unit	-
Microcontroller	-
Source and Type	Texas Instruments; MSP430F1232 Ultralow Power Microcontroller
Dimensions	22.5 × 18 × 16 mm ³
Clock Frequency	1 MHz
Sampling Rate	11 sample/s/sensor
Wireless Transceiver	-
Source and Type	Nordic Semiconductor; nRF2401 single chip 2.4 GHz transceiver
Dimensions	15 × 12 × 3 mm ³
Operating Voltage/Current	2.2 V/~4 mA
Magnetic Sensor Module	-
Source and Type	PNI; magneto-inductive, MicroMag2, 2-Axis Magnetic Sensor Module
Sensor Dimensions	6.3 × 2.3 × 2.2 mm ³
Sensor Module Dimensions	15 × 12 × 3 mm ³
Resolution/Range	0.015 μT/1100 μT
Inductance	400 to 600 μH at 100 kHz, 1 Vp-p
Magnetic Tracer	-
Source and Type	RadioShack, Rare-Earth Super Magnet 64-1895
Size (diameter × thickness)	5 mm × 1.3 mm
Residual Magnetic Strength	10,800 Gauss

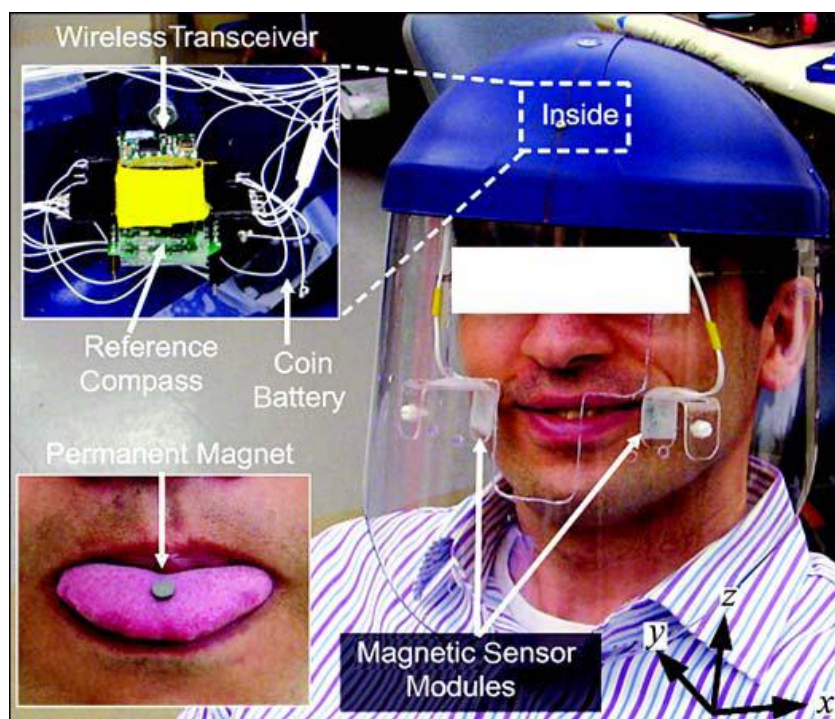


Fig 5. Prototype of Tongue operated System for Human trials.

Magnetic Tracer

RadioShack, Rare-Earth Super Magnet is attached on tip of Tongue which is used to create the magnetic field.

Magnetic Sensor

PNI Magnetic Sensor Module is used to detect the magnetic field created by magnetic tracer attached with tongue. Magnetic sensors are mounted on a headset outside the mouth or mounted on a dental retainer inside the mouth on teeth.

Wireless Transceiver

Nordic Semiconductor; nRF2401 single chip 2.4 GHz transceiver is used wirelessly transmit the output of magnetic sensors to PDA using ISM band having frequency of 2.4 GHz. [30]

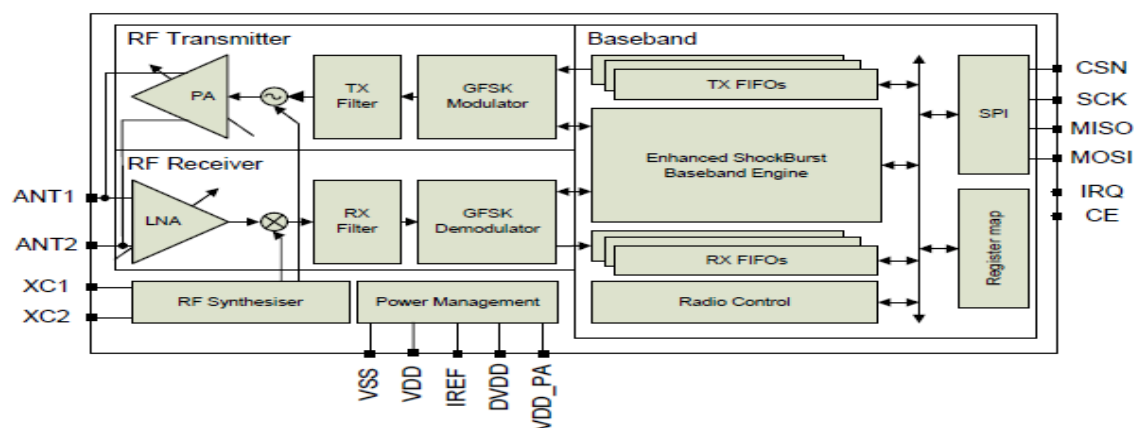


Fig 6. Block Diagram of Wireless Transceiver

Microcontroller:-

Texas Instruments MSP430F1232 Ultralow Power Microcontroller used for various applications. Ultralow-power mode is optimized to achieve extended battery life in different applications. It is a powerful 16-bit Microcontroller that provides maximum efficiency. The digitally well-ordered oscillator allows Micro controller to move from low power modes to active mode in less than 6 μ s. The MSP430F1232 series are ultralow-power mixed signal microcontrollers with a built-in

16-bit timer, 10-bit A/D converter with integrated reference and data transfer controller and fourteen or twenty-two I/O pins. In addition, the MSP430F1232 series microcontrollers have built-in communication capability using asynchronous and synchronous protocols.[31]

Personal Digital Assistant:-

PDA is compact computer used to process the signal and converts the signal into user's commands. Signal from PDA is transmitted via Bluetooth to control user's environment.

Reference Compass:-

The reference compass is used to minimize the effects of external magnetic field interference, including the earth magnetic field. The reference compass was placed on top of the face shield so as to be far from the tongue magnet and to only detect the interfering magnetic field and the reference compass output was then used to predict and cancel out the interfering magnetic fields.[10]

Battery:-

The entire system was powered by a 3.3 V coin sized battery which is placed together with the reference compass into the face shield cap.

Sensor signal processing:-

Sensor signal processing algorithm tool is developed in LABVIEW and MATLAB environments. In every twenty milli seconds three axial magnetic sensors provide data samples by measuring the magnetic field along three axes (x, y, z) in real time sensor signal processing algorithm. A moving window picks 18 values of three samples of x, y, z axis from 2 modules in 60 milli seconds than data passes to three axis module compass to cancel out external magnetic fields i.e. of earth than data reflect on virtual 3-D space using principle component analysis (PCA) than every tongue movement has specific position in 3-D (PCA) space.

In order to identify six user defined position associated with specific command user is trained by moving tongue in six positions and by touching the teeth with the tip of tongue user repeat this task 10 times while SSP algorithm collects training samples and reflects these samples on PCA space and create a cluster of data on each commands we refer this section as training center.

Every new incoming sample is reflected to PCA space. After finding the intended user command cursor move in given direction and user can hold his/her tongue in issued position that the pointer will move and reaches at certain velocity.[19]

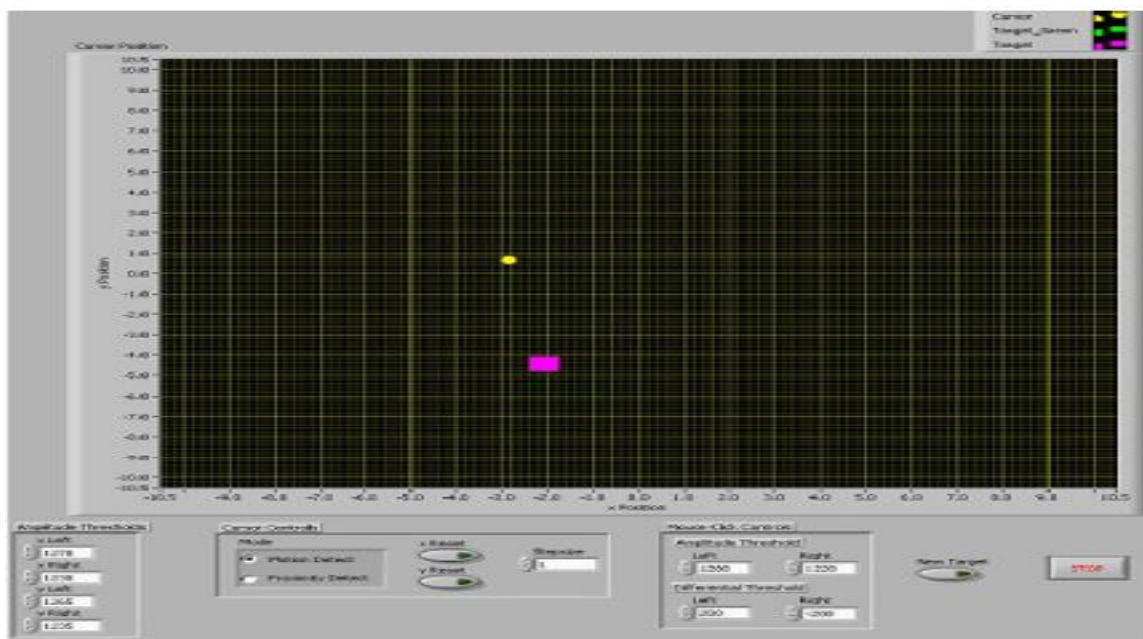


Fig 7.TheLab View developed prototype of tongue drive system

In which rectangular pink mark is target in a random position, the small yellow circular dot is tracing the pink mark when magnet is held near to the sensor the yellow mark moves until it reaches on target.

Magnetic Field Creation:-

Magnetic field created by magnetic tracer inside mouth on the tongue which varied the magnetic field by Tongue movements.

Magnetic Field Detection:-

Those magnetic field variations detected by magnetic sensors mounted on a headset outside the mouth or mounted on a dental retainer inside the mouth on teethes.

Wireless Transmission of Sensor's Output:-

Sensor's output is wirelessly transmitted via wireless transceiver (nRF2401) by using ISM (Industrial Scientific Medical) Band of 2.4 GHz frequency to microcontroller.

Sending Data to Microcontroller:-

Texas Instruments; MSP430F1232 Ultralow Power Microcontroller is used to take the samples of data After reading all sensors, samples of data are wirelessly transmitted to a personal Digital Assistant across a 2.4 GHz wireless link established between two identical nRF2401 transceivers.

Signal Processing By PDA:-

PDA (Personal Digital Assistant) receives and processes the signal and converts the signal into user's commands.

Controlling Different Units:-

Signal is than transmitted through Bluetooth to different units to control the user's environment like Home Appliances, Wheel Chair, Prosthetics, and any other desired command.

Stand by Command:-

We also set the stand by command for Sleeping, Eating, and Speaking and for other activities.

Conclusion:-

Advanced Wireless Tongue Drive/Operated System is beneficial which provides an immense help and support to Paralyzed, Disabled & Quadriplegic Patients. Unfortunately; these patients life is void of many happiest moments of life. This system will help the Paralyzed, Disabled & Quadriplegic Patients to move and control their environment independently through the Signal Processing via sensor mechanism by carrying these tiny magnetic tracer and magnetic sensors. Ultimately; this system will result in serving the humanity which is indeed a greatest act. Our future work is to improve and enhance the quality of tongue controlled system and make the system smaller, faster and efficient. We add more commands to control the patient's environment.[10]

References:-

1. Hangu Park, Maysam Ghovanloo, "An Arch-Shaped Intraoral Tongue Drive System with Built-in Tongue-Computer Interfacing" SoC ISSN 1424-8220 Received: 18 September 2014; in revised form: 10 November 2014 / Accepted: 11 November 2014 / Published: 14 November 2014
2. G. B. Saboo, D. S. Chaudhari "Wireless Assistive Technology for Severely Disabled Persons" An Overview International Journal of Innovative Technology and Exploring Engineering (IJITEE) ISSN: 2278-3075, Volume-2, Issue-4, March, 2013
3. Mr. Preetham Vijaya, Dr. P. A "Microcontroller Based Tongue Drive System for Physically Challenged People" Volume 2, Issue 2, Sept. 2013
4. Marie Ellis, "Tongue piercing-controlled wheelchair performs 'three times better'" Published Friday 29 November 2013
5. Ashley N Johnson, Xueliang Huo, Maysam Ghovanloo and Minoru Shinohara "Dual-task motor performance with a tongue-operated assistive technology compared with hand operations" Journal of Neuro Engineering and Rehabilitation 2012; DOI: 10.1186/1743-0003-9-1 Johnson et al; licensee Bio Med Central Published: 13 January 2012
6. Padmalatha, R Ravinder Reddy "Tongue Drive System to operate Computers-A New Tongue operated Assistive Technology" in Journal of Computer Applications Research and Development 2011 April-June volume 1.
7. Behnaz Youssef, Xueliang Huo Maysam Ghovanloo "Preliminary Assessment of Tongue Drive System in Medium Term Usage for Computer Access and Wheelchair Control" Conf Proc IEEE Eng Med Biol Soc. 2011; 2011: 5766-5769.
8. Huo X, Ghovanloo M. "Evaluation of a wireless wearable tongue computer interface by individuals with high level spinal cord injuries" Journal of Neural Engineering 2010 Apr.
9. Huo X, Ghovanloo M. "Using unconstrained tongue motion as an alternative control surface for wheeled mobility" IEEE Trans on Biomed Eng. 2009 June.
10. Xueliang Huo, MS; Jia Wang, BS; Maysam Ghovanloo, PhD, "Introduction and Preliminary evaluation of Tongue drive system Wireless tongue operated assistive technology for people with little or no Upper limb function" Journal of Rehabilitation Research and Development. 2008 November 6 volume 45 from 921-930 pages.
11. Huo X, Wang J, Ghovanloo M. "A magneto-inductive sensor based wireless tongue-computer interface" .IEEE Trans Neural Syst Rehabil Eng. 2008 Oct; 16.
12. Monika Jain Hitesh Joshi Tongue Operated Wheelchair for Physically Disabled People International Journal of Latest Trends in Engineering and Technology (IJLTET)
13. Huo X, Wang J, Ghovanloo M. A magnetic wireless tongue computer interface. In Proceedings of the 3rd International IEEE/EMBS Conference on Neural Engineering; 2007 May 2-5; Kohala Coast, Hawaii. New York (NY): IEEE; 2007. p. 322-26.
14. Huo X, Wang J, Ghovanloo M. Use of tongue movements as a substitute for arm and hand functions in people with severe disabilities. In: Proceedings of the RESNA 2007 Annual Conference; 2007 Jun 16-19; Phoenix, Arizona. Arlington (VA): RESNA; 2007.

15. Krishnamurthy G, Ghovanloo M. Tongue drive: A tongue operated magnetic sensor based wireless assistive technology for people with severe disabilities. In: Proceedings of the 2006 IEEE International Symposium on Circuits and Systems; 2006 May 21–24; Kos, Greece. New York (NY): IEEE; 2006. p. 5551–54.
16. Gautham Krishnamurthy and Maysam Ghovanloo Tongue Drive: A tongue Drive operated Magnetic sensor based wireless Assistive Technology for people with Severe Disabilities in IEEE.2006.
17. Jeonghee Kim Hangu Park Joy Bruce Erica Sutton Diane Rowles Deborah Pucci Jaimee Holbrook Julia Minocha Beatrice Nardone Dennis West Anne Laumann Eliot Roth Mike Jones Emir Veledar and Maysam Ghovanloo The Tongue Enables Computer and Wheelchair Control for People with Spinal Cord Injury
18. Joenghee Kim,Xueliang Huo,Maysam Ghovanloo.Wireless Control of Smartphones with Tongue Motion Using Tongue Drive Assistive Technology in Conf Proc IEEE EngMed Biol Soc
19. Cohen A. Biomedical signal processing Vol 2. Boca Raton (FL): CRC Press; 1988. p. 63–75 24 Duda RO Hart PE Stork DGP pattern classification. 2nd Ed New York (NY): Wiley; 2001. p. 174–87.
20. Salem C, Zhai S. An isometric tongue pointing device. In: Proceedings of the SIGCHI Conference on Human Factors in Computing Systems; 1997 Mar 22–27; Atlanta, Georgia. New York (NY) Association for Computing Machinery 1997 p. 22–27.
21. Anderson KD Targeting recovery Priorities of the spinal cord-injured population.
22. J Neurotrauma 2004 21(10): 1371–83
23. E.R. Kandel, J.H. Schwartz, and T.M. Jessell, Principles of Neural Science, 4th ed., New York: McGraw-Hill, 2000.
24. C. Salem, S Zhai, “An isometric tongue pointing device,” Proc CHI 97, pp-22-27, 1997.
25. R.G. Oliver and S.P. Evans, “Tongue size, oral cavity size, and speech,” The Angle Orthodontist, pp. 234-243, 1986.
26. W. Nutt, C. Arlanch, S. Nigg and G. Stauffert, Tongue-mouse for quadriplegics, J. Micromechanics and Micro-engineering, vol. 8, no. 2, pp. 155–157, 1998.
27. L.N.S. Andreasen Struijk, “An inductive tongue computer interface
28. for control of computers and assistive devices,” IEEE Trans. Biomed. Eng., vol. 53, pp. 2594 – 2597, 2006
29. K.A. Anderson, “Targeting recovery: priorities of the spinal cord injured
30. Population” J. Neurotrauma, vol. 21, pp. 1371–1383, 2004.
31. PNI MS2100 2 Axis Magnetic Sensor Specifications.
32. Ultra-Low Power Transmitters for Wireless Sensor Networks.
33. MSP430x11, x2 MSP430x12x2 Mixed signal Microcontroller SLAS361D – JANUARY
34. <http://www.spinalcord.uab.edu/show.asp?durki=116979&site=1021&return=19775>
35. http://www.ninds.nih.gov/disorders/sci/detail_sci.htm
36. TongueTouch Keypad™, Available: <http://www.newabilities.com/>
37. Jouse2, Compusult Limited, Available: <http://www.jouse.com/>
38. USB Integra Mouse, Tash Inc., [Online], Available:
39. http://www.tashinc.com/catalog/ca_usb_integra_mouse.html