

Optimizing Performance: Dynamic Neuromuscular control and Accuracy Gains from Tennis-specific Conditioning Program – Randomized Control Trail

Abstract

Background: Tennis, recognized as the second-most popular global sport after soccer it is a high-intensity intermittent sport that demands high levels of technical, tactical, psychological, and physical demands. For adolescent tennis players, technical skills and physical demands are critical to securing victories. Tennis necessitates exceptional speed, strength, power, agility and dynamic balance, essential for proficient serving and hitting. The quick change in exercises in plyometric routines enhances players ability to find their center of gravity players become more conscious of bending their knees, ultimately improving their balance, they develop increased power through a variety of muscles working together at one time in an explosive move. We aim to clarify the efficacy and constraints of Tennis Specific exercises method. This comprehensive understanding will serve as a scientific guide for coaches and athletes, and set a baseline for future investigations in enhancing training strategies for tennis players.

Methodology- After preparation of study protocol, Ethical clearance was obtained from IEC (No: PIMS/IEC-DR/2022/91). 98 players were screened as per eligibility criteria of the study. Total 92 participants were selected and they were randomized into Group A (n=46) and Group B (n=46) after their consent. Group A received TSCP 3 sessions per week for 12 weeks. Group B continued their regular exercise program.

Result and Data analysis- The Shapiro-Wilk test indicated that the data was not normally distributed hence non-parametric tests was used for data analysis. After 12 weeks the mean between-group difference for the performance of HOP was 3.76 to 4.87 and Tennis Ball shoot Accuracy Score was 6.58 to 10.22 at (95% CI).

Conclusion: Tennis sports-specific training program that incorporates Tennis specific exercises have shown improvement in the level of skill performance-related variables in amateur Tennis players when the program is implemented for 12 week Tennis specific conditioning program(TSCP), when performed into routine workouts, is beneficial for enhancing neuromuscular adaptation and performance of ball shoot accuracy.

Key Words: Physical demands, adolescent tennis, neuromuscular training, functional training, traditional strength training.

Corresponding Author: Dr. Sai Chandrakant Vispute

Mail ID: drsaivisputept@gmail.com

Institution: Shiva Trust College of Physiotherapy, Chatrapati Sambhaji Nagar, Maharashtra, India.

INTRODUCTION

Technical expertise, tactical sense and psychological skill are considered to correlate strongly with tournament success in tennis.¹ However, in the absence of well-developed physical fitness, it is unlikely that these attributes alone will allow a player's potential to be fully realised.²

The modern game of tennis has evolved from a primary technical sport with sport-specific technical skills being the predominant factors (e.g., racket and ball handling skills and stroke skills, such as service skill), to a more dynamic and explosive sport characterized by higher stroke and serve velocities and requiring notably higher physical demands.^{1,2}

A sport-specific tennis conditioning programme for competitive tennis players is necessary to maximise performance and reduce the risk of injury. As a framework for developing this programme, both the physiological demands of the sport and the musculoskeletal base of the individual player should be evaluated. The physiological demands of tennis include such aspects as work/rest intervals, primary energy systems, forces related to injuries common in the sport, and sport specific movements.

In an attempt to assess the strengths and weaknesses of a given player, standardized physical testing is commonly used to provide a useful supplement to subjective coaching appraisals.^{3,4}

The sports specific training is achieved by using exercises that mimic the actions of the kinetic chains in the specific motor skills in tennis. 6 Particular emphases are placed on the prime movers, without disturbing the motor patterns required for the sports technique. The design of exercise in a micro cycle defines the degree of functionality of the training programme.^{5,6}

The successful performance of a tennis player depends on comprehensive, well-structured periodized, individual specific and long-term training programme develop the complete attributes of tennis players. Long term training generates physiological and metabolic adaptations that impacts sound performance of tennis players. Tennis

56 players undergo endurance conditioning with scientific support. The design of training should be coined with
57 Frequency, Intensity, Time, and Type (FITT).

58 We have found previous studies with similar characteristics but are focused on short-term effects: 4 weeks or 6
59 weeks. Therefore it is still to be established whether chronic improvements can be accomplished with sports-specific
60 training programs over a longer training period.

61 Our starting point was the fact that the combined training provides broader neuromuscular adaptations which
62 result in greater transfer to a wide variety of performance variables. We hypothesized that the sports-specific
63 training program based on combining sprinting, strength, endurance, jumping, flexibility and agility performance in
64 amateur Tennis players. Therefore, the purpose of the study was to examine the effect of 12 weeks of sports specific
65 training programs on physical and performance-related abilities in amateur Tennis players.

66 67 METHOD

68 69 Design

70 A randomized controlled trial was conducted from January 2022 to October 2024 at the Tennis Court of MGM
71 Aurangabad. Potential participants were assessed according to eligibility criteria. Eligible participants who are
72 willing to participate in the study were provided with verbal information about the study and a written information
73 sheet and were required to give informed consent before undergoing baseline assessment and being allocated to a
74 group. Randomization was performed using simple random sampling into two groups: The experimental group and
75 the controlled to conceal the upcoming random allocation, the randomized allocations were concealed in envelopes.
76 The new participant was required to contact the researcher who had no other involvement in the study with the new
77 participant's enrollment details before receiving random allocations whenever they enroll. Before the intervention
78 period, the demographic data and baseline assessment of the study outcome measures were recorded. Participants in
79 the experimental group had undergone 12 weeks of *Tennis Specific Conditioning Program (TSCP)* and those in the
80 control group had undergone 12 weeks of conventional routine exercises. To limit the impact of knowing whether
81 they were in the experimental group or controlled group, participants were advised that the study were compared
82 two exercise regimens and they received no information about the exercise intervention to which they were not
83 allocated. The same researchers reassessed the outcome measures after the completion of 12 weeks of the
84 intervention period. Outcome assessors were blinded to the group to which each participant was allocated.

85 Participants

86 92 Tennis players fulfilling the eligibility criteria attended practice sessions regularly. They were aged between 18-
87 24 years, of all genders and qualified PAR-Q. Exclusion criteria were players having any recent injury, any systemic
88 illness and players involved in any other type of personal training methods. No Exclusion was made due to gender
89 or Weight.

90 Intervention

91 *Experimental group:*

92 Tennis sports-specific training programs were administered which include speed, strength, and endurance training
93 along with core exercises; proprioception and agility drills for 12 weeks (Table. 1). Exercises were progressed after
94 every 4 weeks with alteration in frequency and intensity. The intervention was performed for 60 min/per session and
95 3 sessions per week for 12 weeks. *Control group:*

96 Control group intervention continued with the usual training program (Table 2) which include warm-up, Running,
97 Squatting, Strengthening, stretching exercises and cool-down for 12 weeks.

98 Outcome measures

99 The Neuromuscular parameters were assessed by Single HOP and Cross over HOP test and performance was
100 assessed with Tennis Ball Shoot Accuracy test. Each parameter was measured using the stopwatch and tape measure
101 and scored and summed for the total score. The best of three trials was considered.

102 103 DATA ANALYSIS AND RESULTS

104
105
106 Statistical analysis were performed by using SPSS 23, and as the sample size is less than 2000 so Shapiro-Wilk test
107 used to identify the normality and found that data do not follows normal distribution by ($P < 0.05$). Data set is not
108 normally distributed as all the variables have not indicated p-value greater than 0.05 in the observation. The
109 researcher then used non-parametric test for data analysis purpose in the following sections. The present research
110 work has followed repeated measures so to find out the effect, Repeated Measures of Friedman test is used. $P < 0.05$
111 considered as statistically significant in the study (CI 95%)

112
 113 Apart from 2 participants who could not complete the study due to losing their interest in participation, There was
 114 no deviation from the study protocol. The registered study questions were assessed, all participants were prescribed
 115 their randomly allocated interventions and both registered outcomes were measured at the scheduled time points.
 116

117 **Flow of participants throughout the study:**

118 98 players were screened as per eligibility criteria of the study. Total 92 participants were selected and they were
 119 randomized into Group A (n=46) and Group B (n=46) after their consent. (Fig.1) the groups were comparable at
 120 baseline as presented. After 12 weeks of assessment 45 participants in the experimental group and 45 participants in
 121 the control group were available for assessment and all were measured. Compliance with the prescribed resume was
 122 not assessed.

123 **Demographic Data**

		Group		Total
		Grp-Exp.	Grp-CTR	
Gender	Female	24	30	54
	Male	21	15	36
Total		45	45	90

124
 125 **Table 3: Characteristics of participants at baseline (n=90)**

126 *Con= control group, Exp = experimental group,

Variable	Group	Mean	SD	z-value	p-value
Age	Exp.	21.87	1.67	0.287	0.774
	Con	21.91	1.86		
Weight	Exp.	58.56	4.87	1.299	0.194
	Con	59.67	4.93		
Height	Exp.	167.80	6.76	NA	NA
	Con	167.80	6.76		

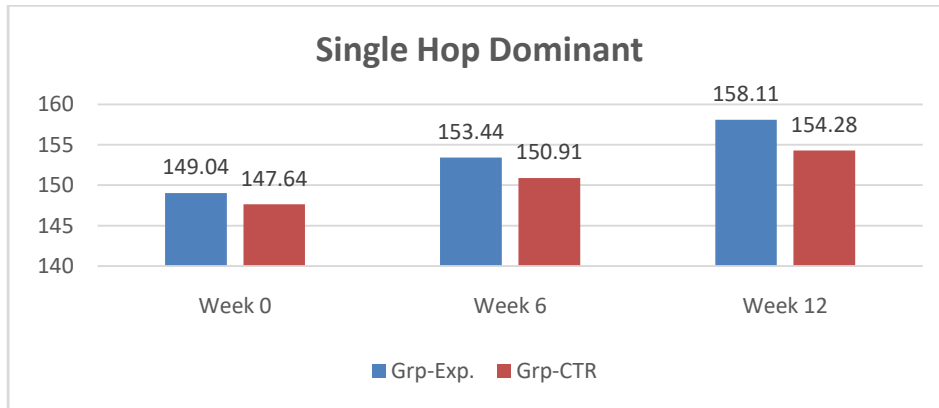
127
 128 **Friedman Repeated Measures Test with Wilcoxon Bonferroni Correction Tests for Single Hop Dominant**

Group	Time Frame	Mean	SD	P-value
EXP	Week 0	149.04	23.33	0.001
	Week 6	153.44	23.27	
	Week 12	158.11	23.16	
CTR	Week 0	147.64	23.39	0.001
	Week 6	150.91	23.33	
	Week 12	154.28	23.23	

129
 130 There was a statistically significant difference in outcome for Single Hop Dom as Chi-Square is significant with p-
 131 value < 0.05

132 Repeated measure post hoc analysis with Wilcoxon signed-rank tests was conducted with a Bonferroni correction
 133 applied, resulting in a significance level set at p < 0.005

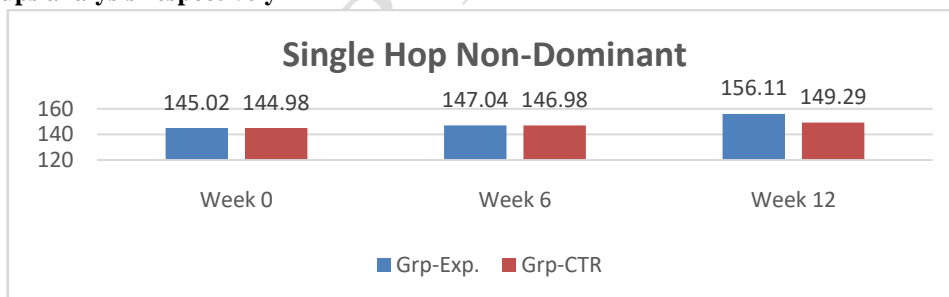
134 **Overall experimental group is better based on higher Chi-Square value and Z- value for within group and**
 135 **between groups analysis respectively**
 136



137
138
139 **Friedman Repeated Measures Test with Wilcoxon Bonferroni Correction Tests for Single Hop Non-**
140 **Dominant**
141

Group	Time Frame	Mean	SD	P-value
EXP	Week 0	145.02	23.38	0.001
	Week 6	147.04	23.70	
	Week 12	156.11	23.52	
CTR	Week 0	144.98	23.63	0.001
	Week 6	146.98	23.58	
	Week 12	149.29	23.48	

142
143 Statistically significant difference in Single Hop Non-Dominant as Chi-Square is significant with p-value < 0.05
144 .Repeated measure post hoc analysis with Wilcoxon signed-rank tests was conducted with a Bonferroni correction
145 applied, resulting in a significance level set at p < 0.005
146 **Overall Experimental group is better based on higher Chi-Square value and Z- value for within group and**
147 **between groups analysis respectively**

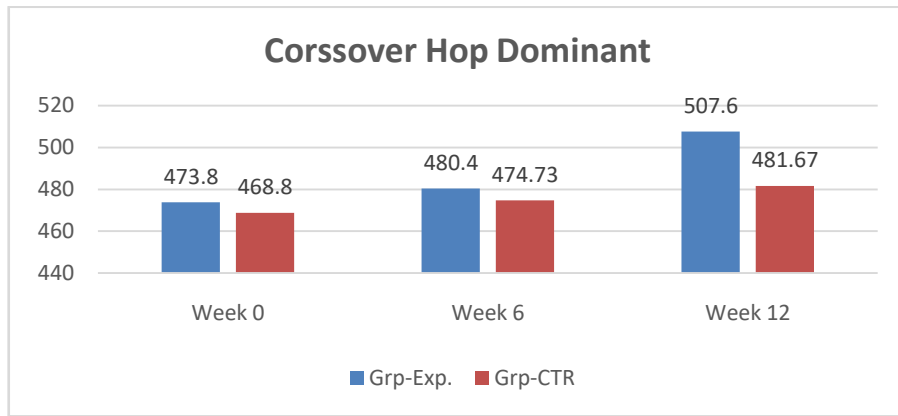


148
149 **Friedman Repeated Measures Test with Wilcoxon Bonferroni Correction Tests for Crossover Hop Dominant**
150

Group	Time Frame	Mean	SD	P-value
EXP	Week 0	473.80	50.66	0.001
	Week 6	480.40	50.64	
	Week 12	507.60	50.25	
CTR	Week 0	468.80	54.82	0.001
	Week 6	474.73	55.41	
	Week 12	481.67	55.44	

151
152 There were significant differences between the time frames as observed from the above table with p-value being less
153 than 0.05 (0.001 < 0.05). Overall all the pairs have revealed statistical differences due to medical treatment over the
154 extended period of time from week 0 to week 12 time period
155 **Overall experimental group is better based on higher Chi-Square value and Z- value for within group and**
156 **between groups analysis respectively**

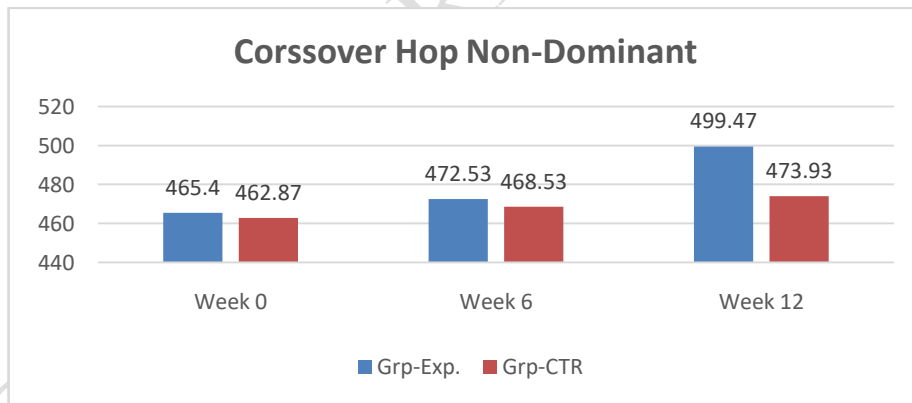
157



158
159 **Friedman Repeated Measures Test with Wilcoxon Bonferroni Correction Tests for Crossover Hop Non-**
160 **Dominant**
161

Group	Time Frame	Mean	SD	P-value
EXP	Week 0	465.40	48.94	0.001
	Week 6	472.53	49.36	
	Week 12	499.47	49.29	
CTR	Week 0	462.87	55.37	0.001
	Week 6	468.53	55.94	
	Week 12	473.93	55.68	

162
163 **Overall experimental group is better based on higher Chi-Square value and Z- value for within group and**
164 **between groups analysis respectively**
165

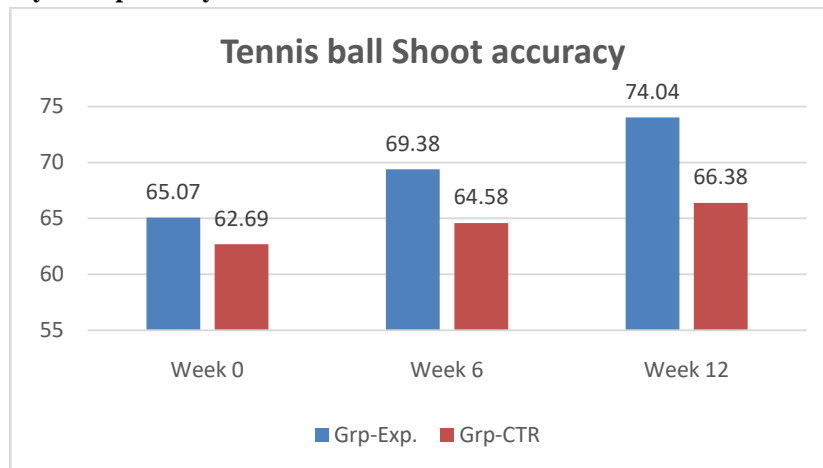


166
167
168 **Friedman Repeated Measures Test with Wilcoxon Bonferroni Correction Tests for Tennis ball Shoot**
169 **accuracy**
170

Group	Time Frame	Mean	SD	P-value
EXP	Week 0	65.07	7.35	0.001
	Week 6	69.38	7.67	
	Week 12	74.04	7.51	
CTR	Week 0	62.69	7.07	0.001
	Week 6	64.58	7.22	
	Week 12	66.38	7.24	

171
172 There was a statistically significant difference in medical treatment outcome for Tennis ball Shoot accuracy as Chi-
173 Square is significant with p-value < 0.05

174 Repeated measure post hoc analysis with Wilcoxon signed-rank tests was conducted with a Bonferroni correction
 175 applied, resulting in a significance level set at $p < 0.005$
 176 **Overall experimental group is better based on higher Chi-Square value and Z- value for within group and**
 177 **between groups analysis respectively**



178
 179
 180 **DISCUSSION**
 181
 182 This study estimated that a Tennis Specific Conditioning Program that combines various training methods like
 183 strength, speed, agility, balance, etc was more beneficial than conventional training for several outcomes including
 184 Selective Neuromuscular Adaptations and Performance outcomes in amateur Tennis players.

185
 186 The neuromuscular training component included strategies to enhance dynamic balance and agility during both jump
 187 training and sport-specific drills. The players were taught to control the upper body, trunk, and lower body position;
 188 lower the center of gravity by increasing hip and knee flexion during running, jumping, landing; and land with
 189 smaller ground reaction forces. These strategies were also encouraged during the agility and speed drills that
 190 involved straight running, lateral movements, and backwards jogging with and without hitting a ball. The plyometric
 191 component was used to not only train for power and explosive movements but also to enhance the players' ability to
 192 decelerate quickly in a safe manner⁷. The ability to efficiently decelerate in tennis is just as important as the ability
 193 to accelerate, because the player must be able to stop and change direction in the time period required making
 194 optimal ball contact and being in position to continue the rally.

195
 196 The ability to control the body during both acceleration and deceleration translates into superior dynamic balance
 197 and ultimately, performance. Malliou et al.⁸ recommended that balance training be incorporated into tennis training
 198 programs after noting a fatigue-induced decline in balance performance in 36 elite tournament players. In addition, it
 199 is believed that many lower extremity injuries occur because of poor balance and deceleration techniques or an
 200 overabundance of acceleration training that is not balanced with deceleration training⁷.

201 Salonikidis and Zafeiridis⁹ assessed the effects of 3 training programs on 64 novice tennis players aged 21.1 ± 1.3
 202 years on speed, reaction time, tennis-specific movements, and power of the lower limbs. The programs comprised
 203 either plyometric training (6 plyometric exercises), tennis-specific drills training (6 running drills), or a combination
 204 of both and were conducted 3 times a week for 9 weeks. The authors reported that the combined training program
 205 appeared to be the most advantageous because it resulted in a significant improvement in most of the tests conducted
 206 including reaction time, 4-m side steps, 4-m and 12-m sprint runs, drop jump, and lower extremity maximum
 207 isometric force.

208 They videotaped the single-leg hop tests to show the athlete and parents the player's body position on landing to
 209 determine if they had adequate control of the core, upper extremity, and lower extremity. They found subjectively
 210 that only approximately one-third of the players were able to maintain an adequate body position on landing before
 211 training. After training, marked subjective improvements were noted in the neuromuscular control on landing. The
 212 improved technique translated into superior confidence and significant increases in the distance hopped in the triple
 213 crossover hop. They believe this test provides a measure of dynamic balance in addition to limb symmetry, more so
 214 than the single hop for distance task.

215
 216 **TENNIS BALL SHOOT ACCURACY**

217 Current study estimated that a Tennis Specific Conditioning Program that combines various training methods was
218 more beneficial than conventional training for improvement in tennis ball shoot accuracy performance in amateur
219 Tennis players.

220 Previous literature suggest that Resistance Training causes a higher impairment in stroke performance and, as a
221 consequence, it is important to be more careful when applying Resistance Training method, especially close to the
222 competition. The poor accuracy reliability in serve could be due to the greater technical difficulty of serve than
223 groundstrokes. Also, the literature states it was probably due to the subjects that were asked to hit the ball at
224 maximum velocity, causing more variability in the accuracy and consequently decreasing the reliability. This fact
225 has been observed in tennis ¹⁰ and dart throwing ¹¹, though there is some controversy because it has also been
226 observed a positive correlation between velocity and accuracy in tennis ¹².

227 On the basis of previous investigations ^{13,14}, we hypothesized that functional training, when incorporated into
228 standard tennis training, could enhance skill performance more than standard training. The data, however, seem to
229 suggest otherwise. Over an average length of time, standard training—which is based on a coach’s several decades
230 of expertise in coaching tennis sport—is beneficial for promoting the performance of young male tennis players.
231 Consequently, a tennis coach may select any approach to elicit tennis—skill performance, and the outcomes should
232 be equivalent within the time span investigated in this study, even if functional training also showed its efficacy in
233 our group. Moreover, these skill—performance modifications are expected to develop within six to 12 weeks.
234 However, the conclusion that functional training can significantly improve athletes’ skill performance has been
235 confirmed in other types of athletes. Liu et al. (2023) revealed that 3 sessions per week of functional training for 12
236 weeks improved the accuracy and depth test scores among national—level tennis players ¹⁵. Chen (2023) reported
237 that 8 weeks of functional training with a frequency of 3 sessions per week led to improvements in depth and hitting
238 accuracy test scores among national—level badminton players ¹¹. Another author reported that 8 weeks of functional
239 training among club Tennis players could improve athletes accuracy in shooting skills from outside the three-point
240 arc ¹⁶

241 In addition, Lee et al. (2023) revealed that 3 sessions per week of functional training for 6 weeks improved the
242 batting speed of collegiate baseball players ¹². These findings demonstrate that functional training regimens might
243 significantly improve athletes’ skill performance. One interpretation of the findings of this study is that functional
244 training can enhance an athlete’s capacity to regulate their body posture and technical movements, increase the
245 effectiveness of power transmission, and increase their ability to precisely control their motor nerve in relation to the
246 racket ^{13,17}. Moreover, an additional plausible rationale could be the functional training specificity principle, which
247 advocates for training in a manner that simulates the intended action to enhance the target movement itself, rather
248 than targeting individual muscle groups ^{18,19,20}. However, workouts that improve muscle strength and durability are
249 used in conventional training. Owing to the unidirectional nature of these workouts, which mainly use the sagittal
250 plane, only the necessary muscles quickly become stronger under high stress. Additionally, functional training is
251 superior to regular training for tennis player performance enhancement since it exercises many axes simultaneously,
252 employing multiple muscle groups and joints along with mimicking sports specific exercises.

253 Also, a significant improvement in movement quality was observed after the functional training intervention. This
254 finding was not unexpected because functional training attempts to develop muscles in corresponding multiplanar
255 movements and intergrate multiple joints, dynamic tasks and constant changes on the basis of support to improve the
256 athlete’s postural control, reduce energy consumption during movement completion, and improve the power
257 transmission efficiency chain at the end of the movement ^{20,21}

258 Literature has also shown that if muscles being used are not exercised in accordance with the principles of functional
259 training, the quality of movement may deteriorate even though individual motor skills may improve. Traditional
260 resistance training is not always multiarticular or multiplanar and therefore may overlook the importance of an
261 athlete’s functional limitations and their ability to perform coordinated functional movements accurately²². Previous
262 research has validated these findings and demonstrated that functional training can significantly enhance the quality
263 of mobility for various athlete populations ^{23,24}. Campa et al. (2018) reported that 20 weeks of a functional training
264 program significantly improved the movement quality of elite male soccer players ²⁵. Riela et al. (2019) reported
265 that 8 weeks of functional training, three times a week, significantly improved the movement quality of male
266 professional soccer players Suzuki et al. (2022) reported that 12 weeks (four sessions per week) of functional
267 training greatly improved the movement quality of high school baseball players. Tennis involves multiple muscled
268 groups joints are exercised multiple axes simultaneously, and their explosive movement patterns place a high
269 demand on athletes’ movement quality. However, better movement quality can both enhance athletes; performance
270 and successfully prevent sports injuries. Therefore, it is recommended that athletes and coaches exercise according
271 to the functional training principles.

272 The training program designed in this study is a calculated approach which involves specific exercise plans,
 273 intended to rise the levels of fitness in amateur tennis players. The result of the present study supports the hypothesis
 274 that incorporating tennis specific conditioning program into regular training of amateur tennis players will induce
 275 more significant improvement in selective neuromuscular adaptations and performance variables.
 276

277 **CONCLUSION**

278 This study contributes to growing body of literature on effects of sports specific conditioning on improving the
 279 Neuromuscular adaptations and skill performance in amateur Athletes.

280 The findings of the present research indicate that tennis specific conditioning programs can improve Neuromuscular
 281 adaptations along with tennis ball shoot accuracy among Amateur tennis players more than standard training
 282 programs.

283 Therefore, it could be suggested that Tennis Specific Conditioning Program can be useful to train to maximize the
 284 skills and tennis performance in amateur tennis players.
 285

286 **Table- 1: Content and progression of the experimental group intervention**

Warm-up(5-7min)	General mobilization, Single hop jumps, High Knees, Buttock Kicks, Tennis, Stretching		
LEVEL - I			
Exercise category	Exercises	Level I Week 1-4	
		Reps.	Sets
Running Exercises	Straight running 100m	2	1
	Alternate leg bounds	2	1
	Side Stepping Running including side stepping	2	1
	Running Back and Front	2	1
	Suicide Run	2	1
Agility Drills	Agility - Cone Calls	8-10	2
	Ladder Drill –Split steps	8-10	2
Strength, Endurance	Push ups	8-10	2
	Squats	8-10	2
	Plank	3	2
	Shoulder Tap Plank	3	2
	Side Plank.	3	2
Proprioception (Balance Drills)	Drop feed ball and hold	10sec hold	3
Plyometrics & Motor Control (Involving Trunk Twister)	Skipping	100	2
	HOP Jumping	8-10	2
	Crook lying with pelvic & trunk rotations:	8-10	2
Speed Drills	Speed	8	2
LEVEL - II			
Agility Drills	Acceleration / Deceleration Drill	6-8	2-3
	Ladder Drill – 2 in forward	3	1

<i>Strength, Endurance</i>	Push up	15-20	2
	Squats on toes	10-12	
	Plank	15-20 sec hold x 5 reps	
	Shoulder Tap Plank	10-12 times each. 5 reps	
	Side Plank	Hold for 20 sec. 5 reps	
<i>Proprioception (Balance Drills)</i>	Balancing with soft tennis ball	8 -10/sessions	2
<i>Plyometrics & Motor Control (Involving Trunk Twister)</i>	Mountain climber exercise	10 to 12 reps	2
	Lateral Jumping	2 reps for 30 seconds	
	Whole body coordination while trunk twisting	8-10/session	
<i>Speed Drills</i>	Speed	6 -8/session	2
LEVEL III			
<i>Agility Drills</i>	<i>M Drill</i>	5 times	2-3
	Ladder Drill – Lateral in and out	2 /session	1
<i>Strength, Endurance</i>	Push up	25-30 reps	2
	One leg Squats	8 to 10 reps	
	Plank	30 sec hold x 5 reps	
	Shoulder Tap Plank	10 -12 times each. 5 reps	
	Side Plank	Hold for 30 sec. 5 reps	
<i>Proprioception (Balance Drills)</i>	Ball Hits balancing on BOSU Ball	10 -15 sec hold 8 to 10 hits / session	2
<i>Plyometric & Motor Control (Involving Trunk Twister)</i>	Single leg over 10 cones	2 reps	2
	One leg box jump	8 to 10 times	
	Trunk Twist	8-10 / session	
<i>Speed Drills</i>	Speed	6 -8/session	2
<i>Cool down (5-7 min)</i>	Spot Jogging, Stretching of major Group of muscles		

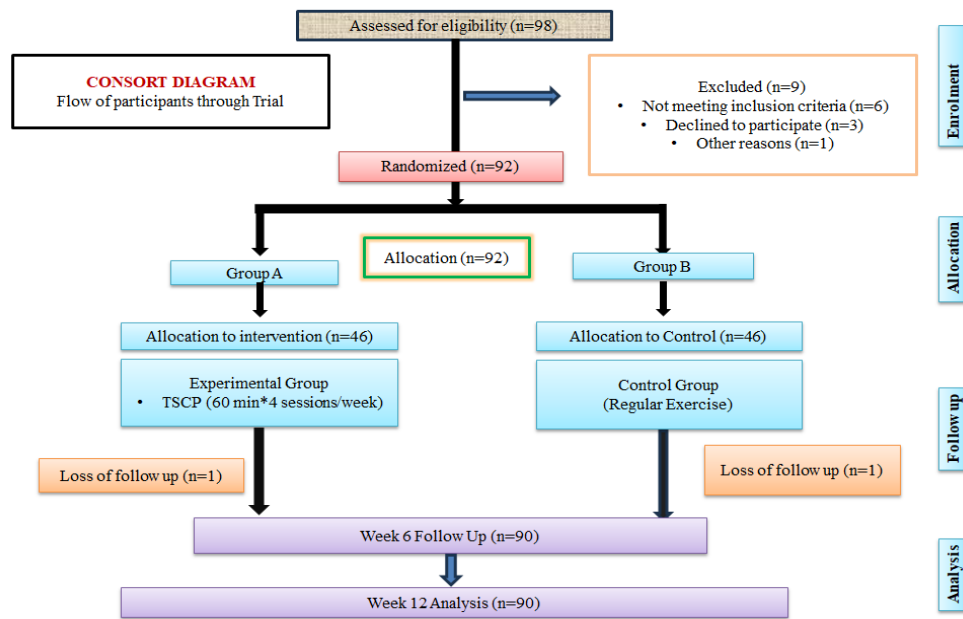
*Three sessions per week were prescribed, Min=Minutes, Reps=Repetitions

Table- 2: Content and progression of the control group intervention

Exercise Category	Exercise	Volume	
Warm Up	ROM, Jumping Jacks, Skipping , Jogging 5 to 7 mins (1- 12 weeks)		
		Reps	Sets
Strength Endurance Training	Pull Ups	10	3
	Squats	10	2
Aerobic group exercise Session	Running 200 mts	2	1
	Curl Ups	10	3
	Free Hits	10	3
Cool Down	Stretching of Major group of muscles, gentle walk for 5 minutes.(1- 12 weeks)		

*Three sessions per week were prescribed, Min=Minutes, Reps=Repetitions

291 **Figure 2.** Design and flow of participants through the trail
 292



293
 294

295 **Footnotes:** IBM SPSS23 Software Windows V.28.0.10 version (Statistical package for social science), SPSS
 296 **Ethics approval:** The Institutional Ethics Committee(s) approved this study. (PIMS/IEC-DR/2022/91). All
 297 participants gave written informed consent before data collection began.

298 **Competing interests:** NIL

299 **Source(s) of support:** NIL

300 **Acknowledgements:** I wish to acknowledge all the participants and express my deep gratitude to my guide
 301 Dr. Saumi Sinha for her constant support.

302 **Correspondence:** Dr. Sai Chandrakant Vispute, Department of Musculoskeletal Physiotherapy, Shiva trust
 303 College of Physiotherapy, Chatrapati Sambhaji Nagar, Maharashtra India.

304 **Email:** drsaivisputept@gmail.com

305
 306
 307
 308

REFERENCES

- 309 1. Fernandez-Fernandez J, Sanz-Rivas D, Mendez-Villanueva A. A review of the activity profile and
 310 physiological demands of tennis match play. *Strength Cond* 31: 15–26, 2009.
- 311 2. Kovacs MS. Tennis physiology: Training the competitive athlete. *Sports Med* 37: 189–198, 2007.
- 312 3. Girard O, Millet GP. Physical determinants of tennis performance in competitive teenage players. *J Strength*
 313 *Cond Res* 23: 1867–1872, 2009.
- 314 4. Roetert P, Ellenbecker TS. Complete Conditioning for Tennis. Champaign, IL: Human Kinetics Publishers,
 315 2007.
- 316 5. Antekolović, Lj., Žufar, G., and Hofman, E. (2003). Metodika razvoja eksplozivne snage tipa skočnosti. *Zagreb.*
 317 *Zagreb. sajam sporta i Naut.* 12, 219–223.
- 318 6. Bal, B., Kaur, P., and Singh, D. (2011). Effects of a short-term plyometric training program of agility in young
 319 basketball players. *Braz. J. Biomotricity.* 5, 271–278.
- 320 7. Kovacs, M, Roetert, EP, and Ellenbecker, TS. Efficient deceleration: The forgotten factor in tennis-specific
 321 training. *J Strength Cond Res* 30: 58–69, 2008.
- 322 8. Malliou, VJ, Beneka, AG, Gioftsidou, AF, Malliou, PK, Kallistratos, E, Pafis, GK, Katsikas, CA, and Douvis, S.
 323 Young tennis players and balance performance. *J Strength Cond Res* 24: 389–393, 2010.
- 324 9. Salonikidis, K and Zafeiridis, A. The effects of plyometric, tennisdrills, and combined training on reaction, lateral
 325 and linear speed, power, and strength in novice tennis players. *J Strength Cond Res* 22: 182–191, 2008.
- 326 10. Menayo R, Moreno FJ, Fuentes JP, Reina R, Damas J. Relationship between motor variability, accuracy, and
 327 ball speed in the tennis serve. *J Hum Kinet* 2012; 33(1):45–53. <https://doi.org/10.2478/v10078-012-0043-3> PMID:
 328 23486998

- 329 11. Etnyre BR. Accuracy characteristics of throwing as a result of maximum force effort. *Percept Motor Skill* 1998;
330 86(3):1211–1217. <https://doi.org/10.2466/pms.1998.86.3c.1211> PMID: 9700796
- 331 12. Cauraugh J, Gabert T, White J. Tennis serving velocity and accuracy. *Percept Motor Skill* 1990; 70 (3):719–22.
332 <https://doi.org/https%3A//doi.org/10.2466/pms.1990.70.3.719>
- 333 13. Habib. Effect of functional resistance drills with elastic bands on some of physical and Biomechanical variables
334 and kicking accuracy in soccer. *Assiut J Sport Sci Arts*. 2018;2018:312–32
- 335 14. Alhenawy S. Impact of functional strength exercises on core muscles and the level of technical performance of
336 L-cross skill on rings. *J Appl Sport Sci*. 2022;12:3–18
- 337 15. Liu B, Yi Y. Effects of functional training on the hitting quality of tennis players. *Rev Bras Med Do Esporte*.
338 2023;29
- 339 16. Abood MA, Al Abdullah JS, Al Midhatee SA. Effect of functional exercises on the explosive ability and
340 accuracy of shooting from outside the three-point line in advanced Tennis players. *Sport Tk-Revista Euroam*
341 *Ciencias Del Deport*. 2022;11:1–11.
- 342 17 Kawasaki S, Imai S, Inaoka H, Masuda T, Ishida A, Okawa A, et al. The lower lumbar spine moment and the
343 axial rotational motion of a body during one-handed and double-handed backhand stroke in tennis. *Int J Sports Med*.
344 2005;26:617–21.
- 345 18. Xiao W, Bai X, Geok SK, Yu D, Zhang Y. Effects of a 12-week functional training program on the strength
346 and power of Chinese adolescent tennis players. *Children-Basel*. 2023;10:635
- 347 19. Yildiz S, Pinar S, Gelen E. Effects of 8-week functional vs. traditional training on athletic performance and
348 functional movement on prepubertal tennis players. *J Strength Cond Res*. 2019;33:651–61.
- 349 20. Michael B. New functional training for sports. *Journal of Chemical Information and Modeling*; 2016.
- 350 21. Cook G. Functional movement systems: screening, assessment and corrective strategies. 2010
- 351 22. Xiao W, Bai X, Soh KG, Zhang Y. Effects of functional training on tennis-specific physical fitness and
352 functional movement screen in junior tennis players. *PLoS ONE*. 2024;19:1–12
- 353 23. Baron J, Bieniec A, Swinarew AS, Gabryś T, Stanula A. Effect of 12-week functional training intervention on
354 the speed of young footballers. *Int J Environ Res Public Health*. 2020;17:1–11
- 355 24. Faigenbaum AD, Kraemer WJ, Blimkie CJ, Jeffreys I, Micheli LJ, Nitka M, et al. Youth resistance training:
356 updated position statement paper from the National Strength and Conditioning Association. *J Strength Cond Res*
357 2009; 23(5Suppl):S60–79. <https://doi.org/10.1519/JSC.0b013e31819df407> PMID: 19620931
- 358 25. Sawczyn M. Effects of a periodized functional strength training program (FST) on functional movement screen
359 (FMS) in physical education students. *Phys Educ Students*. 2020;24:162–7
- 360

UNDER PEEL