



Journal Homepage: - www.journalijar.com

INTERNATIONAL JOURNAL OF ADVANCED RESEARCH (IJAR)

Article DOI: 10.21474/IJAR01/17017

DOI URL: <http://dx.doi.org/10.21474/IJAR01/17017>



RESEARCH ARTICLE

MULTI-DRUG RESISTANCE, THE MANMADE DISASTER

Dr. Sinchan Das and Ankur Das

Manuscript Info

Manuscript History

Received: 23 March 2023

Final Accepted: 27 April 2023

Published: May 2023

Abstract

As we all know that Health sector is one of the most important sectors in the form of multidimensional. But we have to accept that, people use to manipulating instead of choosing correction, by which the entire society will go under the huge dump of diseases. Our topic of discussion is totally based upon Multidrug resistance as an artificial manmade disaster. As we know health is one of the most important factors for our body by which people can live freely and for maintaining health different components are extremely important by default if any of the harmony is getting disturbed in any kind of aetiologies then it will turn into a disease which was the abnormal derangement of the liveliness. There are many factors for the derangement of the vitality or any form of spiritual life, which were indicated as the symptoms like fundamental cause, maintaining cause & Exciting cause. Further, by the help of this we can easily relate the relations of these aetiological tiers, after that by deeply analyzing we can design the disease sheet also. The most basic causes of disease is the factors which are comes under the fundamental cause, either in the form of two different traits genetic or miasmatic and according to the fundamental trait, an individual can be counted under the effects of any of the maintaining trait by which it will set as a true chronic disease. Our target is the removal of the exciting cause because it's the most superficial layer, then gives to maintaining cause and then the fundamental cause is going to be treated. If the fundamental cause is treated properly then the maintaining cause doesn't receive any space for its development by which the exciting cause will not play its role, this process is also known as 'Holistic treatment'. If any of these steps is missing or jumped from one step to another without maintaining the chronology then it will know as 'incomplete treatment'. The treatment option of pathological traits nowadays having a huge gap between the practical treatment and an actual treatment because the purpose of the treatment is at first identification of the aetiological factors, analyzing of the disease phenomenon, analyzing the aetiopathogenesis, implementation of the proper method to identify the pathology and at last suggest the suitable and proper management. In the current situation, we know people or better to say well educated people use to manipulate instead of choosing correction because of many reasons but the main cause is blood sucking business and marketing of drugs, where large amount of drug is prescribed to administer large doses in a vigorous manner, after that because of this vigorous prescriptions many

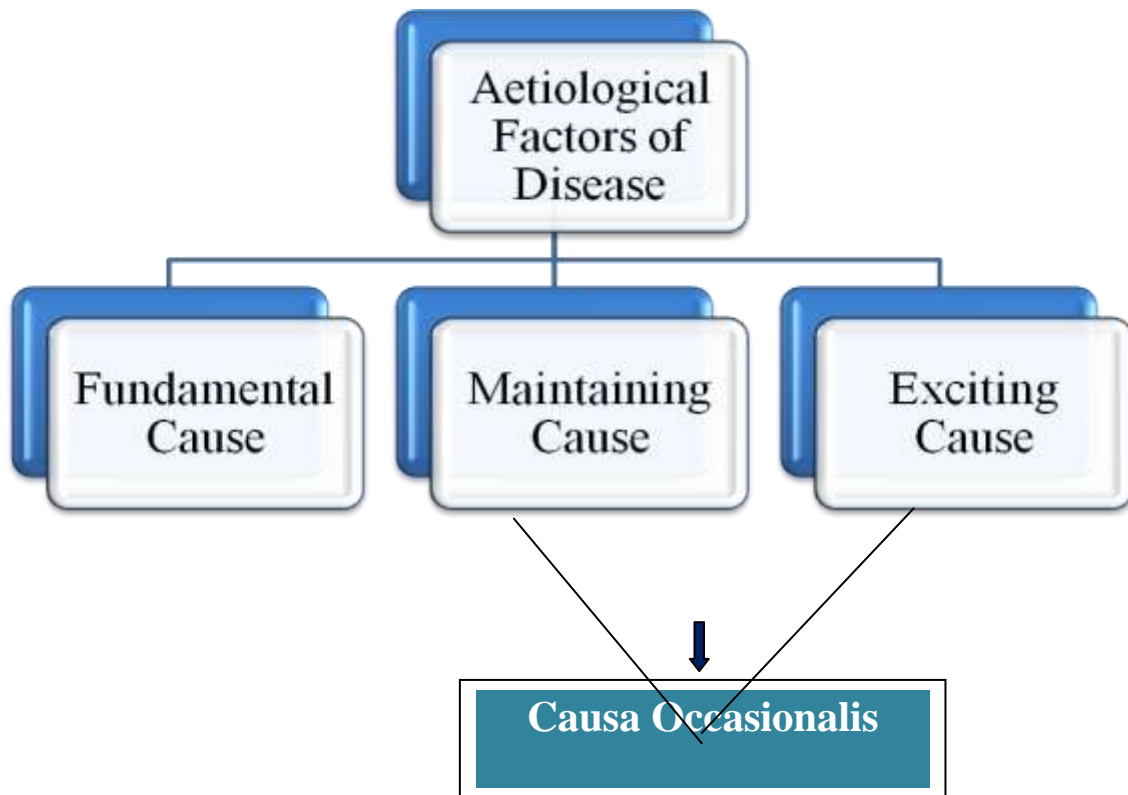
more serious complication may arise in the form of 'Artificial chronic disease' or 'Drug-induced pathologies'. As we know that drug is alkaloids a material that is use to altered the physiological status or correcting the pathology of an individual. To achieve the final result of any sort of drug-specific receptors needs to be optimum. But due to the overuse of drug for the purpose of manipulating without the removal of maintaining cause it could be minimize the efficacy of the receptors in a multiple fold which is termed as resistance, Where the organism is getting habituated with the multiple manipulative impulse by which the pathological state become worst. Due to this the increasing multiple folds made the organism drug dependent as well as drug resistance and resistance towards many or multiple drug known as 'Multi-Drug Resistance'. MDR is a major multiple health issues in the health sector which was characterized by reducing the efficacy of drug substances for the particular cases or for non-communicable diseases. MDR is classified into 2 types i) Resistance to the Anti- microbial agents 2) Resistance to the non- antimicrobial agents. Our main focus is upon Resistance to the non- antimicrobial agents i.e. anti-diabetic, anti-hypertensive, proton-pump inhibitor & e.t.c. In the generation chart we can clearly showing that how the deterioration occur due to the exciting maintaining as well as the fundamental causes and involvement of the fundamental cause and also the drug effect are also demonstrated in the generation 2 diagram shown that degraded portion happen in the generation one in his inherited in the generation two and the degradation start from that day from that most advanced position of the generation one has become the most primary generation on the generation two and an again the degradation deterioration and the health. Finally, we have tried to figure out the reasons as well as solutions behind the 'Multi-Drug Resistance, The Manmade Disaster' in a simple and proper defined manner.

Copy Right, IJAR, 2023.. All rights reserved.

Introduction:-

From the very first day of establishment of the human civilization, maintenance of the health took most crucial position, as well as it is the most important sector, seeking for utmost importance. But, in reality, due to our hyperconscious materialistic complexes, we choose manipulation instead of choosing correction, as a result of which, the entire society is going to be drowned under the dump of diseases. Basically, health is a complex, as well as multidimensional terminology, considering mental, physical, spiritual, social & environmental components simultaneously. In more appropriate manner, health can be defined as the "Uninterrupted & uniform vitality, which can maintain equilibrium among different systems of the body, so that our reason gifted mind can freely employ this living, higher purpose of our existence." So, for the maintenance of health, harmonious co-ordination among the above-mentioned components is extremely important. If the co-ordination & harmony is getting disturbed by any means, irrespective of endogenous or exogenous aetiologies, then that will be termed as the 'Disease'.

Disease can be defined as the abnormal derangement of the vitality, i.e., the spiritual, self-acting principle of life, by the influence of noxious, dynamic influence; which compelled the organism to produce disagreeable sensations & functions; which can be manifested as the symptom & sign. For the derangement of the vitality, multiple tiers of aetiological factors are getting involved in a more ready manner, which are as follows:



During the close & careful observation regarding the aetiological factors of disease, one can easily understand about the interrelationship among the aetiological tiers. During the analysis of these aetiological tiers, one can encounter the fundamental cause, which used to play the primordial role in the designing of the basic disease sheet. The fundamental cause is said to be the most basic cause of disease, which could be the genetic trait or miasmatic trait. According to this trait, an individual is going to be affected by any of the maintaining cause, which could be the lifestyle, socio-economic condition, occupation, environment, ventilation of the residence, food habit, psychological issues & many more. In combination, these two can form a sit for true natural chronic disease. Additionally, on that designed frame, exciting cause can form an acute exacerbation of chronic disease or acute disease. From this discussion, one can easily draw a clear line of connection among the aetiological tiers.

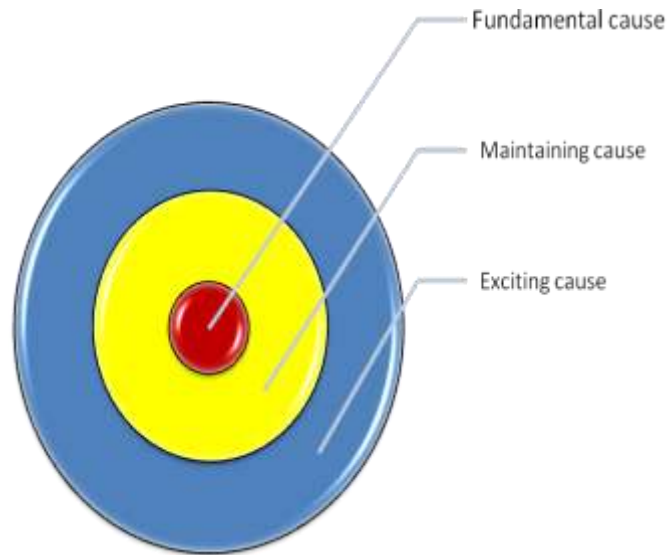


Figure 02:-

From the figure 2, one can find the exact distribution & characters of the aetiological tiers, where fundamental cause plays most important central position for the designing of the disease bed, on which maintaining cause is going to be the second layer in the disease production & exciting cause is going to play most superficial role in the pathogenesis.

Now, let us come to the treatment options of the pathological conditions. In this context, one can encounter a huge gap between the practice & actuality regarding the treatment procedures. Before going to the further discussion regarding the treatment procedures, let us take a short view on the 'purpose of treatment'. Treatment is a scientifically designed protocol, characterized by identification of the aetiological factors, analysis of the disease phenomenology, analysis of the aetio-pathogenesis, implementing the appropriate method to correct the pathology, as well as to limit the complications of a particular case of an individual. So, the purpose of treatment should be:

- 1) Providing the appropriate aid for the correction of fundamental cause
- 2) Identification & elimination of the maintaining cause, towards which the patient is susceptible to
- 3) Identification & elimination of the exciting cause towards which the patient is exposed to and
- 4) Suggestion of the suitable management.

An ideal treatment should be achieved by the combination of these above mentioned four steps in a particular treatment protocol. With the consideration of figure 2, the treatment protocol is going to be understood more easily. Being the most superficial layer, removal of the exciting cause will be the most prior target, then the importance should be given to the maintaining cause & then only the fundamental cause is going to be treated.

On the other hand, most importance should be given on the core, i.e. on fundamental cause, so that the maintaining cause is not going to receive any suitable atmosphere for its development. As a consequence, the exciting causes will not going to play its role. These could be designated as the 'Holistic treatment'. Missing of any of the tier or jumping from any step to another, without maintaining the chronology will leads to the 'Incomplete treatment'. But in reality, this idealistic protocol of treatment is rarely going to be witnessed.

In the current dates, manipulation is emerging as the choice of treatment instead of the correction, where drugs are used to administer in large doses in an arbitrary manner. This arbitrary prescription will lead to more serious & complex outcome, in the name of 'Artificial chronic disease' or 'Drug-induced pathologies', which is the most incurable form of disease. Most violent descendent of this domain will be named as Multi- Drug Resistance. Multi-drug resistance has emerged as the prime concern in recent dates. Before going to the further discussion on the multi-drug resistance, let us take a short discussion on 'Drug'.

Drug:

Drug is a chemical substance (either naturally derived alkaloid or synthetic), capable to alter the physiological status of an individual, as well as which are used to intervene within the disease process, for the purpose of correction of the pathology & to limit the forth-coming complications.

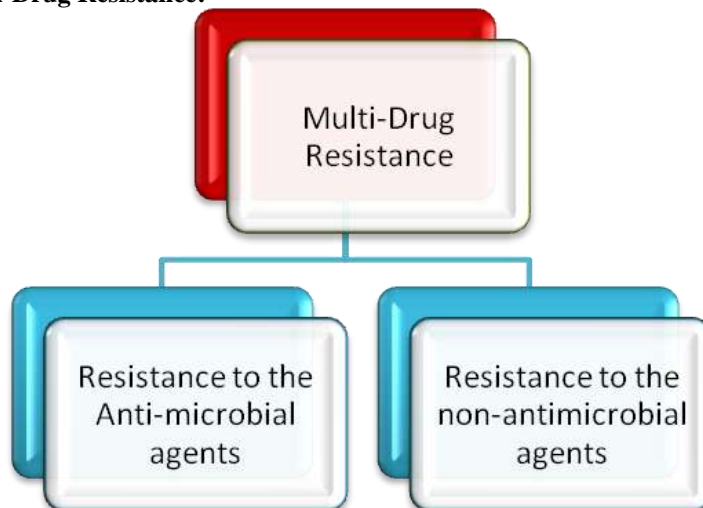
To achieve the desired result by any drug, sensitivity of the organism towards the substance is very much important i.e. competence & efficacy of the specific receptors needs to be optimum. Due to the overuse of the drug substances for the purpose of manipulation without removing the maintaining cause, could minimize the efficacy of the receptors in a multiple fold, which is known as 'Resistance'. Instead of tagging resistance as a pathological condition, one can say resistance is a form of 'Adaptation', where the organism is getting habituated with the manipulative impulse, or may be the pathological state is becoming more worse. Further, one can say, resistance is a pathological state, characterized by reduction of the effectiveness of a particular therapeutic substance, required to treat any pathological condition.

In the name of modernization or better to say, in the name of advancement, the uses of the drug substances have increased in multiple folds, which made the organism drug dependent, as well as drug resistance. Resistance towards multiple drugs will be termed as 'Multi-drug resistance'.

Multi-Drug Resistance:

Multi-drug resistance is a multi-factorial health issue, characterized by reduction of efficacy or loss of efficacy of the well selected & indicated drug substances to a particular case & insensitivity of the drugs towards the organism (in case of non-communicable diseases), as a result of which the desired correction is left unreachable during the need.

In the current scenario, MDR has become one of the major issues of concern in the health care sector. It has emerged as the deadliest concerning issue globally, because drugs, i.e. the life-saving instruments, which are turning as the blunt & inoperable, as the organisms have become more rigid & complex; with the so-called modernization. Multi-drug resistance is not a single isolated pathology; rather it has become a generalized pathology, affecting a large number of populations.

Classification of Multi-Drug Resistance:**Figure 03:-**

In this research, the main aim is to focus on the resistance to the non-antimicrobial agents, i.e. anti-diabetic, anti-hypertensive, blood liquefier, proton-pump inhibitor & e.t.c., because these drugs have become the breakfast, lunch & dinner of the modern scientific society.

Materials & Methods:-

379 families across the country were studied for the purpose of screening, where at least three generations can be studied. The families with strong history of chronic diseases, like metabolic syndromes are evident, where no clearly defined history is found & where no known past history of any chronic pathologies are evident are classified. The families are taken with the intention to enquire their change in the monthly expenditure on the health sector across the generations, rate of suffering in single chronic disease, as well as in the multiple systemic affections. The researchers also look into the age specific induction of the drug substances for the correction of any pathology.

In the research, we have intended to find out the correlation between drugs and overgrowing disease pillars, in which role of the drugs are not beyond the questions.

1. Monthly expenditures in the families across the generations
2. Age-specific emergence & diagnosis of the chronic pathologies.
3. Age-specific induction of the Drugs for the correction of the chronic pathologies.
4. Occurrence of the single- systemic affection v/s multi-systemic affections.
5. Comparative study regarding the fatal outcome in the families, where drugs are in practice across the generations, where drugs came into the practice from last two generations, & where drugs are just came into the fashion.
6. Comparative study regarding the fatal outcomes in the families, where both drugs & removal of the maintaining cause are evident, where only drugs are into the fashion, where only maintaining cause has removed & where no action is taken.

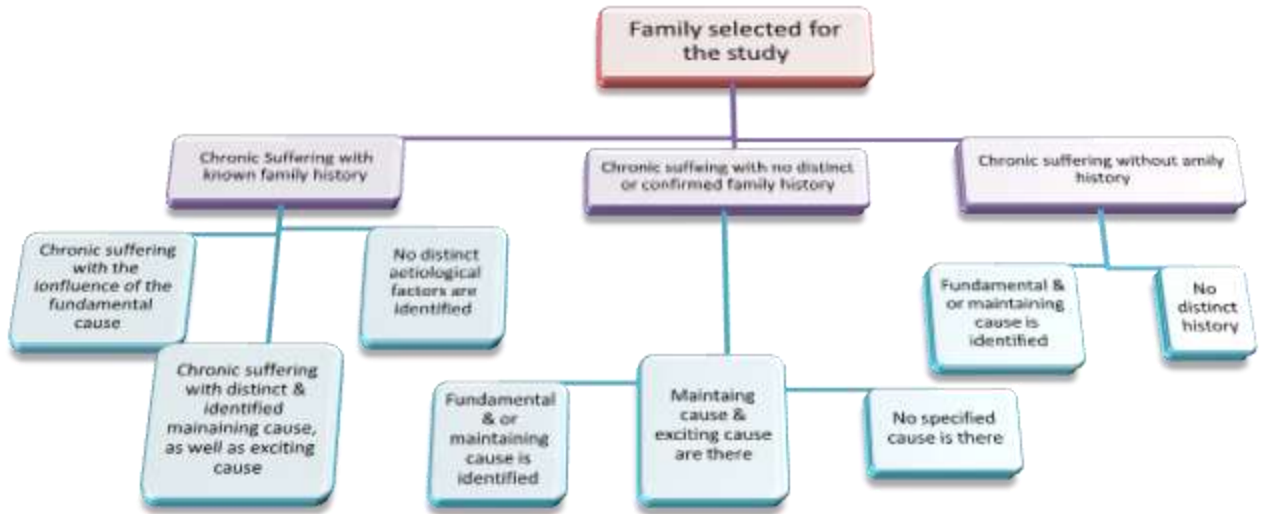


Figure 04:-

Families are then categorized as per the treatment strategies:

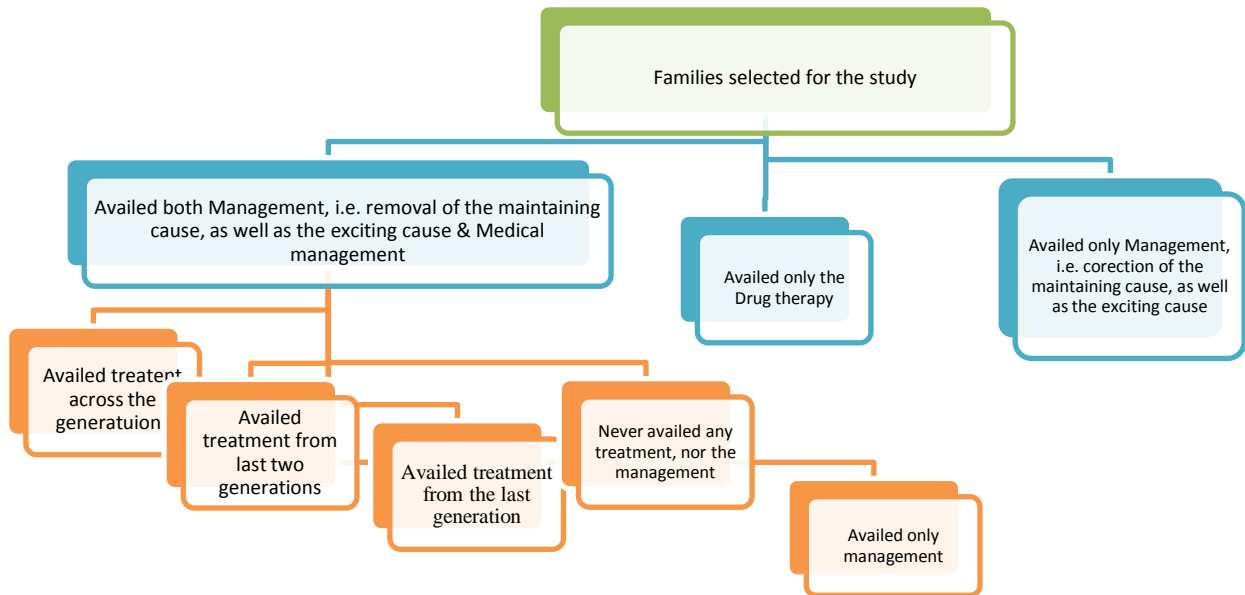


Figure 05:-

Findings & Discussion:-

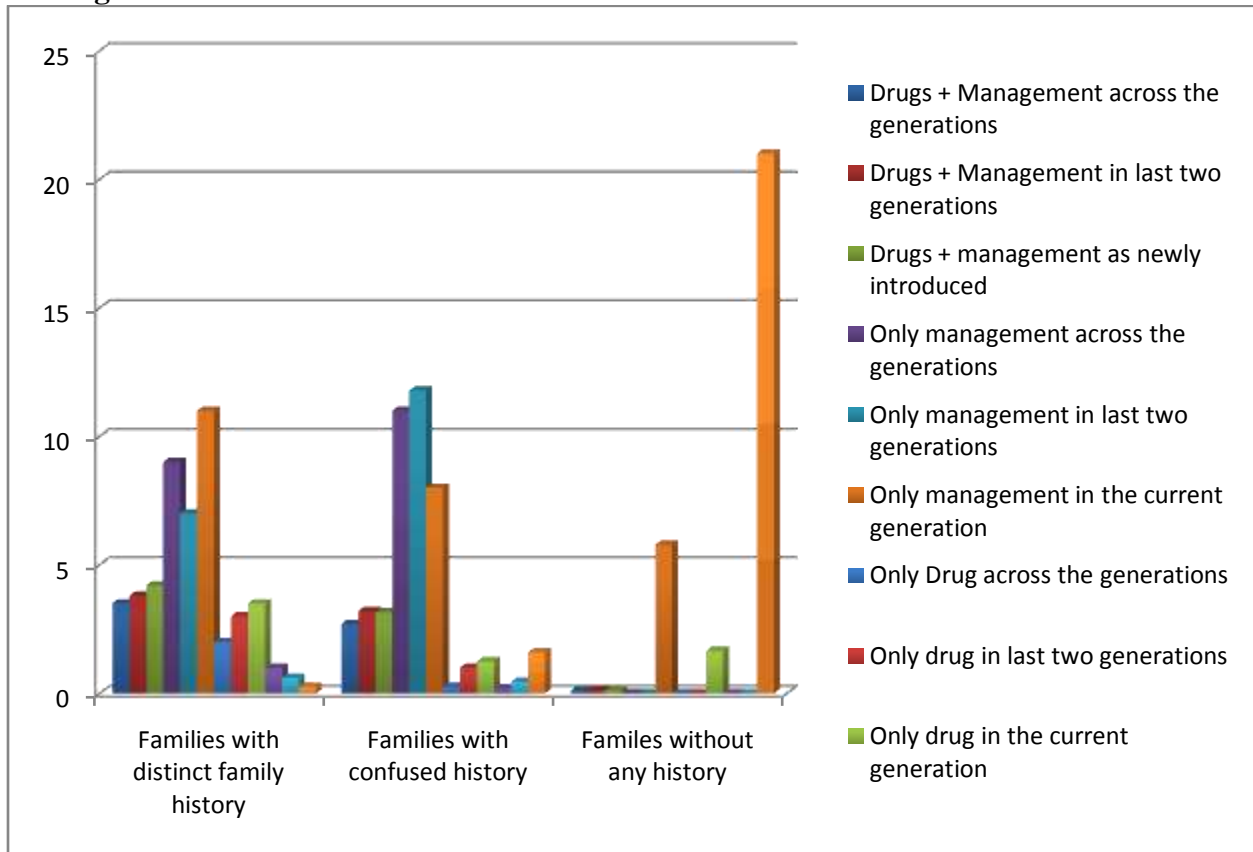


Chart 01

Comparative study regarding the Quality of Life in the families of strong & distinct history, weak & confused history & No history

Lower the Pillars, worse the quality of life, Higher the pillars better the quality of life

From chart 01, one can able to find out the damage to the quality of life, instituted by the drugs & lack of awareness in a conjoint manner, where management, i.e. removal of the maintaining, as well as the exciting cause has proved itself as more comprehensive approach of treatment, which can able to manage the case, restore the health & also protect an individual from more deleterious drug induced damages.

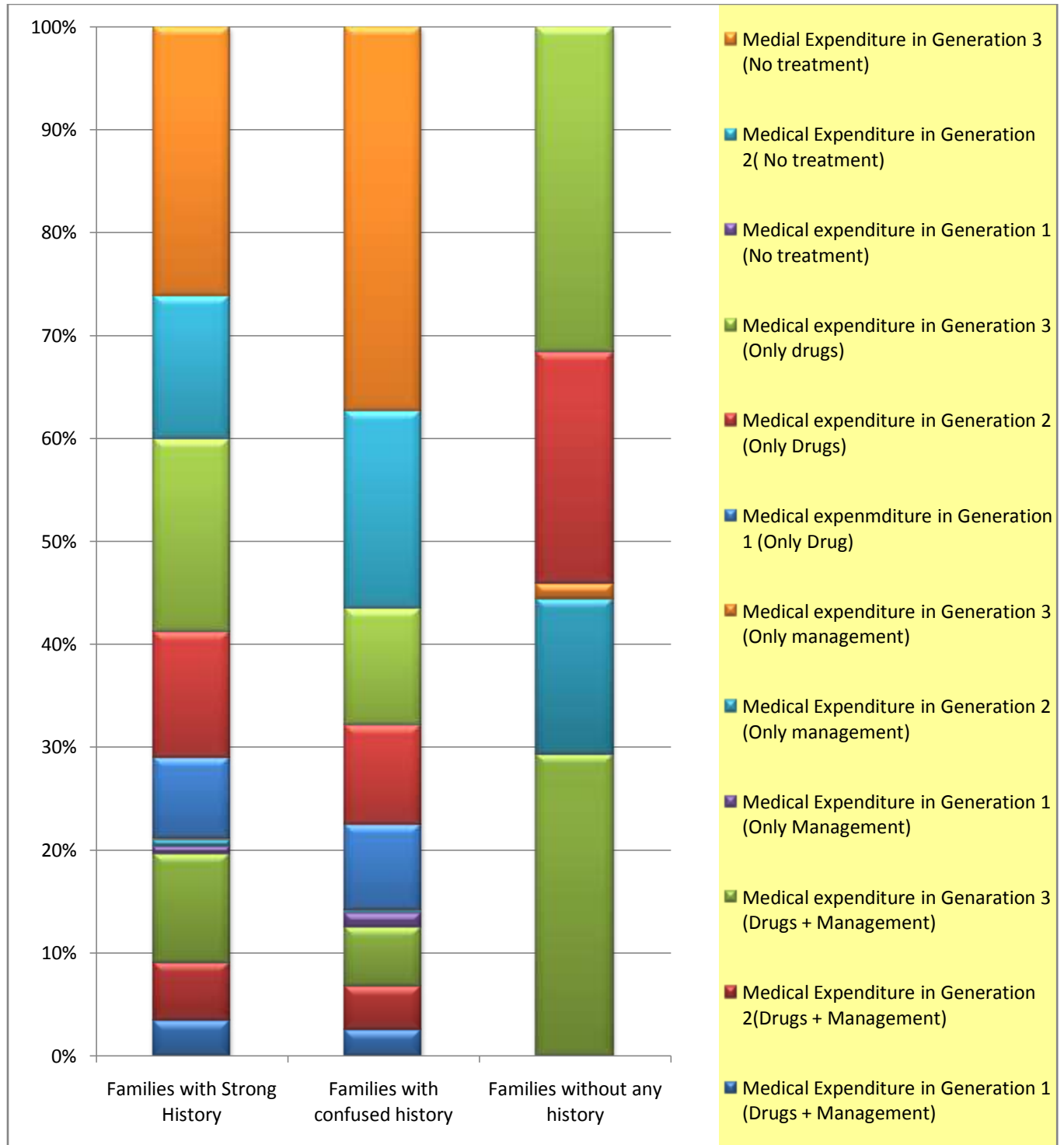


Chart 02
 Monthly Medical expenditure across the groups.

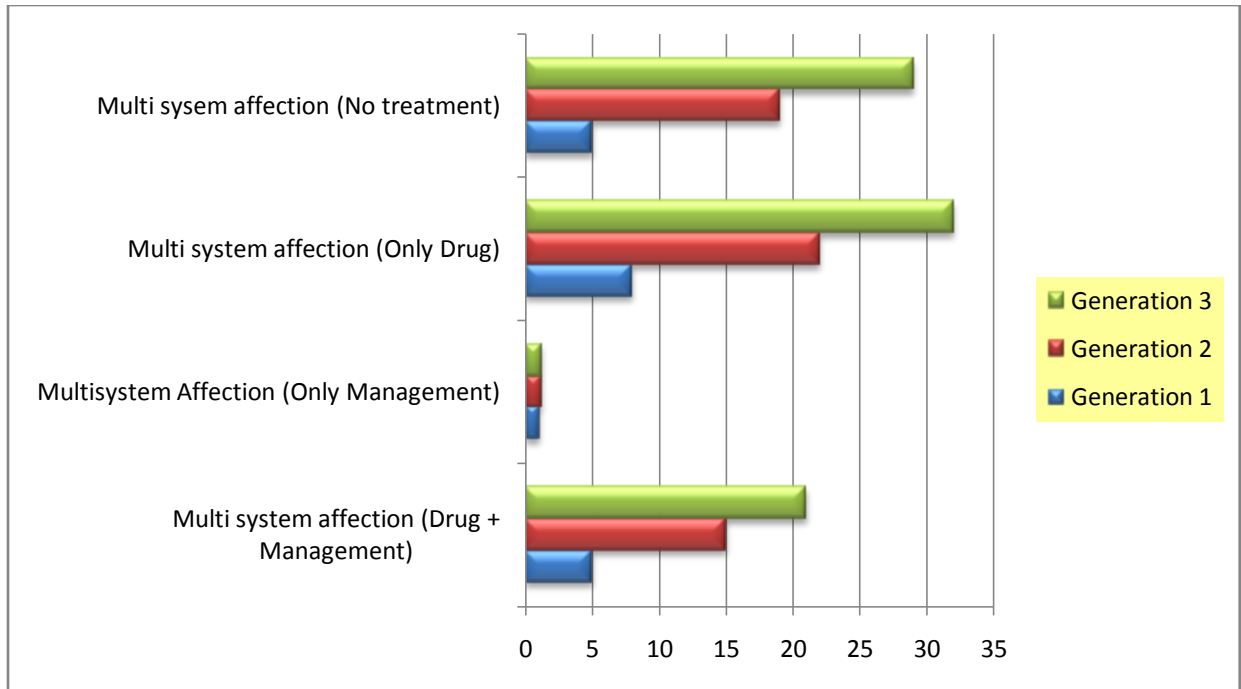


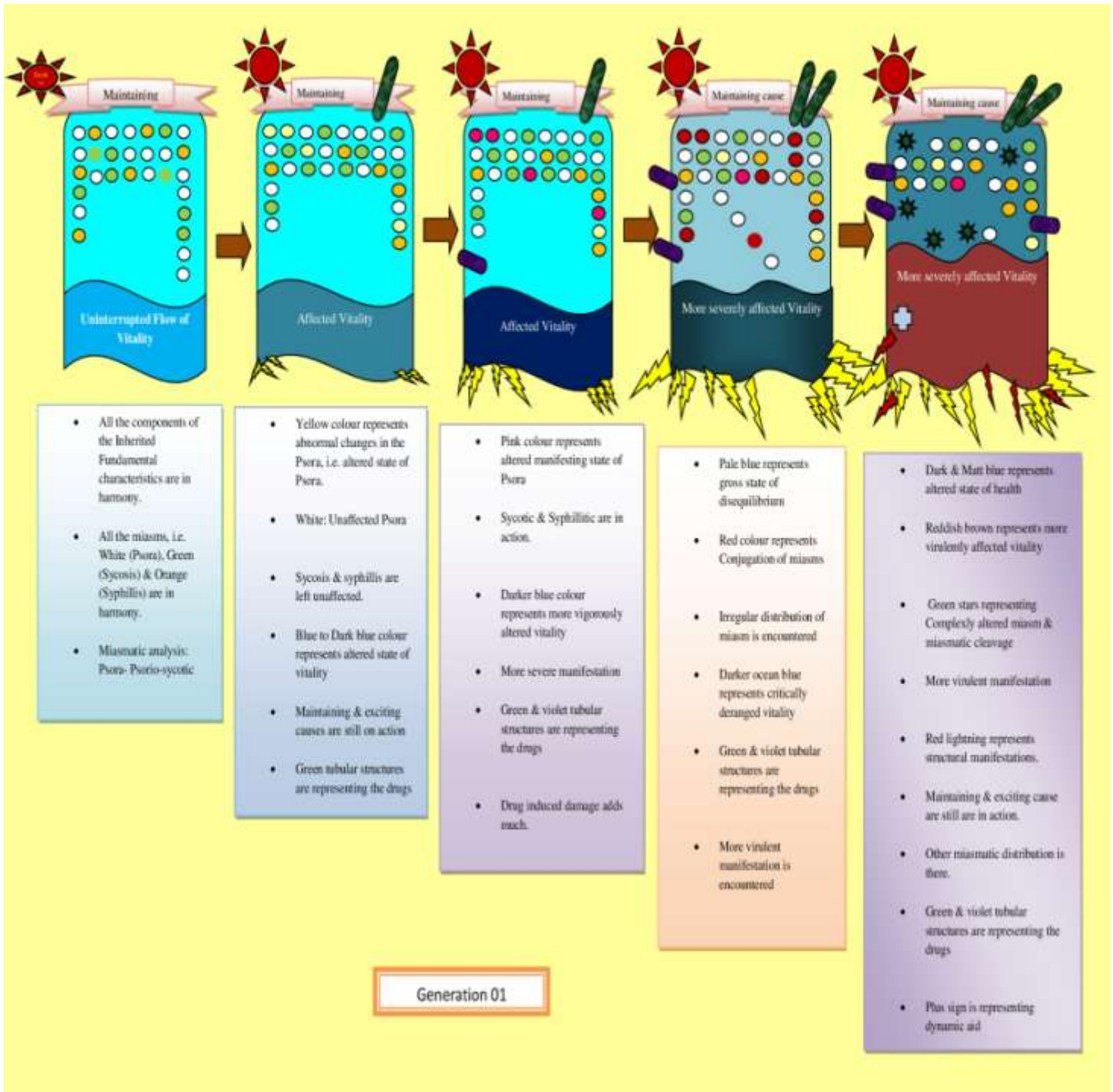
Chart 03

Multi-system affection across the generations, where drugs & management both are into action, only management is practiced, only drug therapy is performed & where no treatment is availed.

From the above data, it is sufficiently to state that,

1. having the unchecked pathology can produce most fatal outcome, which can be manifested as the systemic affection
2. Where only drugs are the choice of intervention without correction of the maintaining & or exciting cause, fatal outcome in the form of systemic affection is evident, but differing in intensity from the no treatment group.
3. Cases where both drugs & management have practiced, better outcome is evident in those groups.
4. Cases, where correction of the maintaining & exciting cause is the prime target, minimum fatality is encountered.

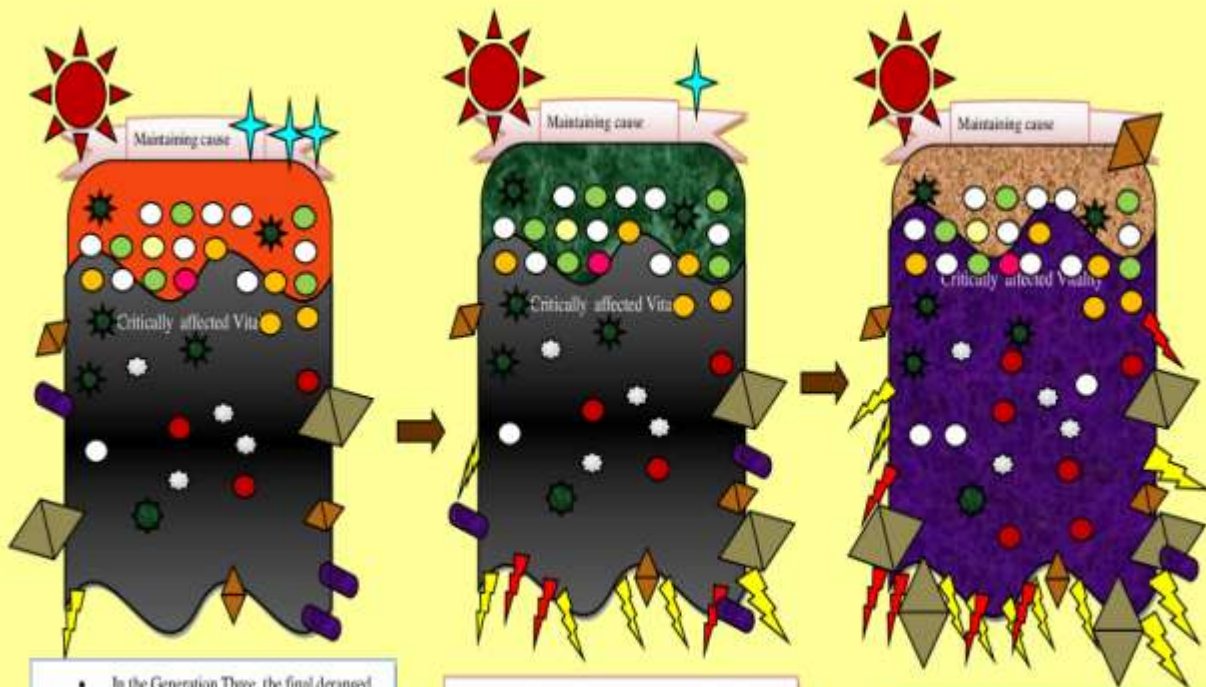
Now, let us take the view on the modus operandi of these fatal practices, & mode of spread from one to another generations.



Demo 01



Demo 2



- In the Generation Three, the final deranged condition is inherited with all the changes happened in the earlier generation.
- The manifesting condition of the former generation is inherited by the next generation as the mildly manifesting condition, i.e. Mutation.
- Maintaining & Exciting conditions still remained.
- Sky colored star represents Vaccines, which is increased in number than the earlier generation.
- Inherited drug induced pathology
- Common manifestations:
 - ✓ Hypersensitivity
 - ✓ Infection susceptibility
 - ✓ Bronchial asthma
 - ✓ Autoimmune disorder
 - ✓ Psychological errors
 - ✓ Congenital Heart Disease
 - ✓ Autism spectrum disorder
 - ✓ Major Depressive Disorder
 - ✓ Addiction gene
 - ✓ Choice errors
 - ✓ H.pylori infestation

- Green colour represents more altered state of health from the birth, due to several uses of drug substances.
- Vitality is affected more critically.
- Miasmatic complications at the hike.
- Yellow triangles are representing drugs, which are generally used to treat the conditions mentioned earlier
- Yellow colored lightning are representing the manifestation, which is milder in intensity.
- Red lightning represents structural manifestation.

Generation -03

- Brown irregular pattern is representing very seriously deranged status of health, which is irreversible in nature.
- Violet irregular pattern represents, critically affected vitality, which is spreading in nature
- Distributions of the miasm are irregular & abrupt.
- Slowly, the pathology is becoming irreversible
- Brown & coffee colored triangles are representing the administration of drugs.
- Drugs will create more severe state of irregularity, by the means of oxidative stress.
- Yellow lightning are representing manifestations, which are greater in intensity.
- White colour stars are Mutated gene
- Red lightning represents structural manifestation.

Demo 03

Reference:-

1. Wang J., Seebacher N., Shi H., Kan Q., Duan Z. Novel strategies to prevent the development of multidrug resistance (MDR) in cancer. *Oncotarget*. 2017;8:84559–84571. doi: 10.18632/oncotarget.19187.
2. Iacopetta D., Rosano C., Sirignano M., Mariconda A., Ceramella J., Ponassi M., Saturnino C., Sinicropi M.S., Longo P. Is the way to fight cancer paved with gold? Metal-based carbene complexes with multiple and fascinating biological features. *Pharmaceuticals*. 2020;13:91. doi: 10.3390/ph13050091.
3. Thomas C., Tampe R. Structural and mechanistic principles of ABC transporters. *Annu. Rev. Biochem.* 2020;89:605–636. doi: 10.1146/annurev-biochem-011520-105201.
4. Yang X., Liu K. P-gp inhibition-based strategies for modulating pharmacokinetics of anticancer drugs: An update. *Curr. Drug Metab.* 2016;17:806–826. doi: 10.2174/1389200217666160629112717.
5. Dewanjee S., Dua T.K., Bhattacharjee N., Das A., Gangopadhyay M., Khanra R., Joardar S., Riaz M., Feo V.D., Zia-Ul-Haq M. Natural products as alternative choices for P-Glycoprotein (P-gp) inhibition. *Molecules*. 2017;22:871. doi: 10.3390/molecules22060871.
6. Thomas C., Aller S.G., Beis K., Carpenter E.P., Chang G., Chen L., Dassa E., Dean M., Van Hoa F.D., Ekiert D., et al. Structural and functional diversity calls for a new classification of ABC transporters. *FEBS Lett.* 2020;594:3767–3775. doi: 10.1002/1873-3468.13935.
7. Cassini A., Högberg L.D., Plachouras D., Quattrocchi A., Hoxha A., Simonsen G.S., Colomb-Cotinat M., Kretzschmar M.E., Devleeschauwer B., Cecchini M., et al. Attributable deaths and disability-adjusted life-years caused by infections with antibiotic-resistant bacteria in the EU and the European Economic Area in 2015: A population-level modelling analysis. *Lancet Infect. Dis.* 2019;19:56–66. doi: 10.1016/S1473-3099(18)30605-4.
8. Bonomo M.G., Giura T., Salzano G., Longo P., Mariconda A., Catalano A., Iacopetta D., Ceramella J., Sinicropi M.S., Saturnino C. Bis-thiourea quaternary ammonium salts as potential agents against bacterial strains from food and environmental matrices. *Antibiotics*. 2021;10:1466. doi: 10.3390/antibiotics10121466.
9. Guisado-Gil A.B., Infante-Domínguez C., Peñalva G., Praena J., Roca C., Navarro-Amuedo M.D., Aguilar-Guisado M., Espinosa-Aguilera N., Poyato-Borrego M., Romero-Rodríguez N., et al. Impact of the COVID-19 pandemic on antimicrobial consumption and hospital-acquired candidemia and multidrug-resistant bloodstream infections. *Antibiotics*. 2020;9:816. doi: 10.3390/antibiotics9110816.
10. Tiri B., Sensi E., Marsiliani V., Cantarini M., Priante G., Vernelli C., Martella L.A., Costantini M., Mariottini A., Andreani P., et al. Antimicrobial Stewardship Program, COVID-19, and Infection Control: Spread of Carbapenem-Resistant *Klebsiella Pneumoniae* Colonization in ICU COVID-19 Patients. What Did Not Work? *J. Clin. Med.* 2020;9:2744. doi: 10.3390/jcm9092744.
11. Iacopetta D., Carocci A., Sinicropi M.S., Catalano A., Lentini G., Ceramella J., Curcio R., Caroleo M.C. Old drug scaffold, new activity: Thalidomide-correlated compounds exert different effects on breast cancer cell growth and progression. *ChemMedChem*. 2017;12:381–389. doi: 10.1002/cmdc.201600629.
12. Mlejnek P., Koszytu P., Dolezel P., Bates S.E., Ruzickova E. Reversal of ABCB1 mediated efflux by imatinib and nilotinib in cells expressing various transporter levels. *Chem. Biol. Interact.* 2017;273:171–179. doi: 10.1016/j.cbi.2017.06.012.
13. Krishna R., Mayer L.D. Multidrug resistance (MDR) in cancer: Mechanisms, reversal using modulators of MDR and the role of MDR modulators in influencing the pharmacokinetics of anticancer drugs. *Eur. J. Pharm. Sci.* 2000;11:265–283. doi: 10.1016/S0928-0987(00)00114-7.
14. Carocci A., Catalano A., Turi F., Lovece A., Cavalluzzi M.M., Bruno C., Colabufo N., Contino M.A., Perrone M.G., Franchini C., et al. Stereoselective modulation of P-glycoprotein by chiral small molecules. *ChemMedChem*. 2016;11:93–101. doi: 10.1002/cmdc.201500417.
15. Giaccone G., Van Ark-Otte J., Rubio G.J., Gazdar A.F., Broxterman H.J., Dingemans A.-M.C., Flens M.J., Scheper R.J., Pinedo H.M. MRP is frequently expressed in human lung-cancer cell lines, in non-small-cell lung cancer and in normal lung. *Int. J. Cancer.* 1996;66:760–767. doi: 10.1002/(SICI)1097-0215(19960611)66:6<760::AID-IJC9>3.0.CO;2-Y.
16. Wang J.-Q., Li J.Y., Teng Q.-X., Lei Z.-N., Ji N., Cui Q., Zeng L., Pan Y., Yang D.-H., Chen Z.-S. Venetoclax, a BCL-2 inhibitor, enhances the efficacy of chemotherapeutic agents in wild-type ABCG2-overexpression-mediated MDR cancer cells. *Cancers*. 2020;12:466. doi: 10.3390/cancers12020466.
17. Iacopetta D., Mariconda A., Saturnino C., Caruso A., Palma G., Ceramella J., Muia N., Perri M., Sinicropi M.S., Caroleo M.C., et al. Novel gold and silver carbene complexes exert antitumor effects triggering the reactive oxygen species dependent intrinsic apoptotic pathway. *ChemMedChem*. 2017;12:2054–2065. doi: 10.1002/cmdc.201700634.

18. Chimento A., Santarsiero A., Iacopetta D., Ceramella J., De Luca A., Infantino V., Parisi O., Avena P., Bonomo M., Saturnino C., et al. A phenylacetamide resveratrol derivative exerts inhibitory effects on breast cancer cell growth. *Int. J. Mol. Sci.* 2021;22:5255. doi: 10.3390/ijms22105255.
19. Pozzi C., Ferrari S., Cortesi D., Luciani R., Stroud R.M., Catalano A., Costi M.P., Mangani S. The structure of *Enterococcus faecalis* thymidylate synthase provides clues about folate bacterial metabolism. *Acta Crystallogr. D Biol. Crystallogr.* 2012;68:1232–1241. doi: 10.1107/S0907444912026236.
20. Divyashree M., Mani M.K., Reddy D., Kumavath R., Ghosh P., Azevedo V., Barh D. Clinical Applications of Antimicrobial Peptides (AMPs): Where Do We Stand Now? *Protein Pept. Lett.* 2020;27:120–134. doi: 10.2174/0929866526666190925152957.
21. Molecular mechanisms of antibiotic resistance revisited | *Nature Reviews Microbiology*
22. Multi-drug resistant gonorrhoea (who.int)
23. (PDF) MULTIDRUG RESISTANCE BY MICROORGANISMS: A REVIEW (researchgate.net)
24. High prevalence of multiple antibiotic resistance in clinical *E. coli* isolates from Bangladesh and prediction of molecular resistance determinants using WGS of an XDR isolate | *Scientific Reports* (nature.com)
25. Safain, K. S. et al. Situation of antibiotic resistance in Bangladesh and its association with resistance genes for horizontal transfer. *BioRxiv*. <https://doi.org/10.1101/2020.04.06.027391> (2020).
26. Inducing susceptibility with a Small Multidrug Resistance transporter from *P. aeruginosa* | *Physiology*
27. Cancer multidrug resistance | *Nature Biotechnology*
28. Full article: Recent advances in anti-multidrug resistance for nano-drug delivery system (tandfonline.com).