

 <p>ISSN (O): 2320-5407 ISSN (P): 3107-4928</p>	<p>Journal Homepage: - <a href="http://www.journalijar.com">www.journalijar.com</a></p> <h2>INTERNATIONAL JOURNAL OF ADVANCED RESEARCH (IJAR)</h2> <p>Article DOI: 10.21474/IJAR01/22627 DOI URL: <a href="http://dx.doi.org/10.21474/IJAR01/22627">http://dx.doi.org/10.21474/IJAR01/22627</a></p>	
--	---	---

### RESEARCH ARTICLE

## CLOSING THE WEALTH GAP: HOW ROBO-ADVISORS COULD REDUCE FINANCIAL INEQUALITY

Kounish Bhattacharjee

### Manuscript Info

#### Manuscript History

Received: 10 November 2025

Final Accepted: 12 December 2025

Published: January 2026

#### Key words:-

robo-advisors, financial inclusion, wealth inequality, behavioral finance, fintech, automated investing, financial literacy

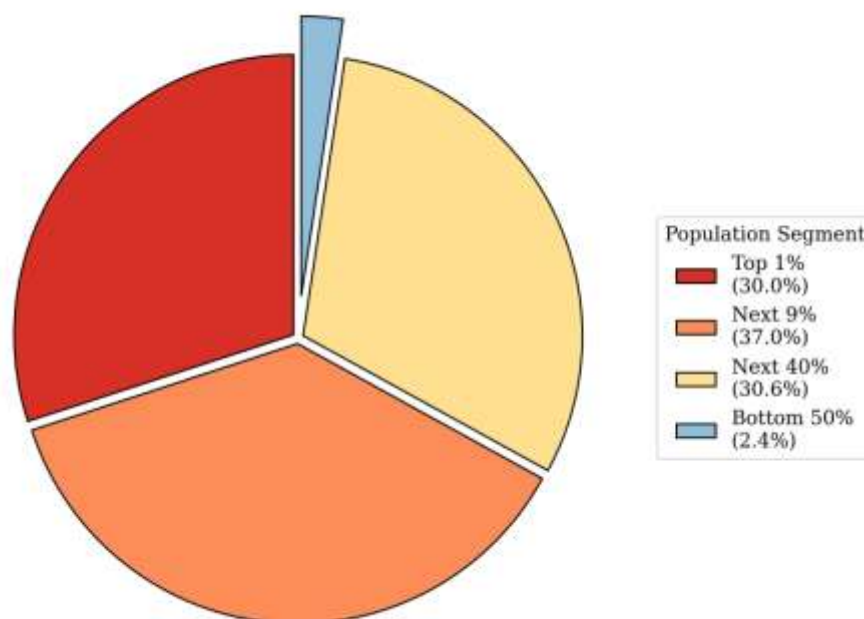
### Abstract

Robo-advisors are automated investment platforms that use algorithms to provide financial advice and portfolio management at scale. They have gained prominence as low cost, accessible, and data driven alternatives to traditional human advisors, which often remain inaccessible to low income households due to high fees, minimum balance requirements, and incentive misalignment. This literature review synthesizes theoretical frameworks and empirical evidence to evaluate the effectiveness of robo-advising, with particular emphasis on its potential to improve financial outcomes for low-income individuals and families. Existing research shows that robo-advisors improve portfolio diversification, reduce volatility, and mitigate common behavioral biases such as the disposition effect and trend chasing. These effects are especially pronounced for novice and under-diversified investors, a group that disproportionately overlaps with lower-income populations. Despite these benefits, most robo-advisory platforms are not designed with low-income users in mind. Current models emphasize long-term investing over liquidity management, rely on surplus income assumptions, and offer limited personalization that fails to capture income volatility, debt burdens, or short-term financial goals. This review identifies these design and structural limitations and outlines future research directions focused on inclusive algorithm design, public or nonprofit deployment models, and regulatory frameworks that prioritize equity and consumer protection.

"© 2026 by the Author(s). Published by IJAR under CC BY 4.0. Unrestricted use allowed with credit to the author."

### Introduction:-

Financial inequality remains one of the most persistent challenges in modern economies. In the United States, the bottom 50% of households hold just 2.4% of total wealth, while the top 10% control over 93% of stock market assets (Federal Reserve Distributional Financial Accounts, 2024). This disparity reflects not merely differences in income, but fundamental gaps in access to wealth-building tools and financial guidance. Traditional financial advisors, who have historically served as gatekeepers to sophisticated investment strategies, typically charge fees of 1% or more of assets under management and impose minimum account balances ranging from \$100,000 to \$500,000. These thresholds effectively exclude the vast majority of American households from professional wealth management (D'Acunto & Rossi, 2020).

**U.S. Wealth Distribution by Population Segment (2024)****Figure 1. U.S. Wealth Distribution by Population Segment (2024). Source: Federal Reserve Distributional Financial Accounts.**

Against this backdrop, robo-advisors have emerged as a potentially transformative innovation. These digital platforms provide automated portfolio management using algorithms grounded in modern portfolio theory, offering diversification, rebalancing, and tax optimization services at a fraction of traditional advisory costs. With fees typically ranging from 0% to 0.50% of assets and minimum investments as low as \$1, robo-advisors have been heralded as an "ultimate equalizer" capable of democratizing access to sophisticated investment advice (Schwab, 2018). The growth of the robo-advisory industry has been remarkable. Global assets under management reached approximately \$1.2 trillion by the end of 2024, with projections suggesting this figure could exceed \$2 trillion by 2029 (Condor Capital, 2025; Statista, 2025). Major platforms like Vanguard Digital Advisor (\$365 billion AUM), Schwab Intelligent Portfolios (\$89.5 billion), and independent players like Betterment (\$56.4 billion) and Wealthfront (\$35.3 billion) have attracted millions of customers seeking low-cost investment solutions.

Yet the promise of financial democratization remains largely unfulfilled for those who need it most. While robo-advisors have expanded access for middle-class investors, particularly younger, tech-savvy individuals with moderate account balances, the lowest-income households remain conspicuously absent from the robo-advisory client base. Commercial platforms, driven by fee-based revenue models that extract percentages of assets under management, have little financial incentive to pursue customers with minimal investable wealth (D'Aacunto et al., 2020). The result is a troubling paradox: the technology ostensibly designed to democratize investing may instead widen existing wealth gaps by helping the moderately affluent grow their portfolios while leaving the truly poor behind. This literature review examines the research on robo-advising through the lens of financial inclusion, synthesizing evidence on the effectiveness of automated advice while critically evaluating its potential and limitations for serving low-income populations. The review proceeds as follows: Section 2 provides background on the limitations of traditional financial advice and the emergence of robo-advising. Section 3 presents the theoretical framework underlying robo-advisor design and taxonomy. Section 4 reviews empirical evidence on robo-advisor effectiveness. Section 5 examines the specific case for low-income users. Section 6 analyzes barriers to adoption. Section 7 discusses design limitations. Section 8 explores opportunities for inclusive design. Section 9 addresses policy implications. Section 10 identifies future research directions, and Section 11 concludes.

**Background and Context:-****Limitations of Traditional Financial Advice:-**

The rationale for financial advice rests on straightforward economic logic. Individual investors face complex optimization problems requiring knowledge of portfolio theory, tax implications, and retirement planning that most lack the time or expertise to master. Delegating these decisions to professional advisors should, in principle, produce better outcomes through economies of scale in information acquisition and specialized expertise (D'Acunto & Rossi, 2020). In practice, however, the traditional advisory model suffers from significant limitations that systematically disadvantage smaller investors. The most obvious barrier is cost. Human financial advisors typically charge annual fees of approximately 1% of assets under management, with some charging substantially more for comprehensive planning services. For an investor with \$50,000 in assets, this translates to \$500 annually, a meaningful drag on returns that compounds over time. More problematically, many advisors impose minimum account requirements ranging from \$100,000 to \$1 million or higher, effectively excluding the majority of households from service entirely.

Beyond accessibility, research has documented troubling patterns in the quality of advice delivered. Hackethal, Haliassos, and Jappelli (2011) found that advised accounts actually underperformed unadvised accounts in their sample, largely because advisors encouraged excessive trading that generated commissions at clients' expense. Linnainmaa, Melzer, and Previtero (2017) demonstrated that financial advisors transmit their own behavioral biases to clients. Advisors who chase returns or exhibit poor diversification in their personal portfolios recommend similar strategies to the households they serve. This finding undermines the fundamental premise that professional advisors possess superior investment acumen. Conflicts of interest further compromise advice quality. Mullainathan, Noeth, and Schoar (2012) conducted audit studies revealing that advisors frequently steered clients toward high-fee products that maximized advisor compensation rather than client welfare. The structure of advisor incentives, with commissions often tied to product sales rather than investment performance, creates misalignment between advisor and client interests that regulatory efforts have struggled to resolve.

**Table 1. Cost Comparison: Traditional Advisory vs. Robo-Advisory Services**

Account Size	Traditional Fee (1%)	Robo Fee (0.25%)	Annual Savings
\$10,000	\$100	\$25	\$75
\$50,000	\$500	\$125	\$375
\$100,000	\$1,000	\$250	\$750
\$250,000	\$2,500	\$625	\$1,875
\$500,000	\$5,000	\$1,250	\$3,750

**Note: Traditional fee assumes 1% AUM; Robo fee assumes 0.25% AUM. Excludes underlying fund expenses.**

**The Emergence of Robo-Advising:-**

Robo-advisors emerged in the late 2000s as a technological response to these limitations. Betterment, founded in 2008 and launched publicly in 2010, and Wealthfront (also founded in 2008) pioneered the model of fully automated portfolio management for retail investors. Their value proposition was straightforward: by replacing human advisors with algorithms, they could deliver sophisticated portfolio management (diversification, rebalancing, tax-loss harvesting) at dramatically lower cost and with minimal account minimums. The foundational technology underlying robo-advisors is Markowitz's mean-variance optimization framework (Markowitz, 1952). Robo-advisors collect information about clients through online questionnaires assessing risk tolerance, investment horizon, and financial goals. Algorithms then construct diversified portfolios, typically using low-cost exchange-traded funds (ETFs), calibrated to each client's risk profile. The platforms automate ongoing maintenance: periodic rebalancing to maintain target allocations, dividend reinvestment, and in taxable accounts, tax-loss harvesting to offset capital gains (D'Acunto, Prabhala, & Rossi, 2019). The industry has grown substantially since its origins. The 2016 S&P Global Market Intelligence Report estimated robo-advised assets at \$98.62 billion, with projected annual growth rates exceeding 40%. By 2024, industry assets had surpassed \$1.2 trillion, a new high marking the sector's transition from upstart disruptor to established market presence (Condor Capital, 2025). The competitive landscape has evolved considerably, with early independent platforms joined by robo-advisory offerings from traditional financial institutions.

### Theoretical Framework:-

#### Taxonomy of Robo-Advisors:-

D'Acunto and Rossi (2020) propose a useful taxonomy for classifying robo-advisors along four defining dimensions: personalization, involvement, discretion, and human interaction. Understanding these dimensions is essential for evaluating which platforms might best serve different investor segments, including low-income users. Personalization refers to the extent to which investment strategies are tailored to individual characteristics. At one extreme, Target Date Funds (arguably the earliest form of automated investment management) customize only for age, placing investors in cohort-specific portfolios that automatically shift from equities to fixed income as retirement approaches. More sophisticated robo-advisors elicit additional information: income levels, investment goals, willingness to bear risk, employment stability. The tradeoff in personalization is between truly individualized strategies and more robust but generic allocations that fail to capture important personal circumstances. Involvement describes the extent of investor participation in ongoing decisions. Robo-advisors for trading, such as the Portfolio Optimizer studied by D'Acunto, Prabhala, and Rossi (2019), present recommendations that investors must approve before execution. At the opposite extreme, platforms like Wealthfront and Betterment implement strategies automatically once an initial plan is approved. D'Acunto and Rossi term these "robo-managers" rather than robo-advisors in the strict sense.

Discretion captures investors' ability to override algorithmic recommendations. Some platforms permit customization within guardrails, allowing investors to adjust risk levels or exclude specific sectors. Others enforce strict adherence to recommended allocations. Greater discretion helps overcome algorithm aversion but potentially reintroduces the behavioral biases robo-advising aims to mitigate. Human interaction varies from purely automated platforms with no human contact to hybrid models combining algorithmic portfolio management with access to human advisors. Vanguard Personal Advisor Services exemplifies the hybrid approach, with human advisors available for consultations while algorithms handle portfolio construction and maintenance.

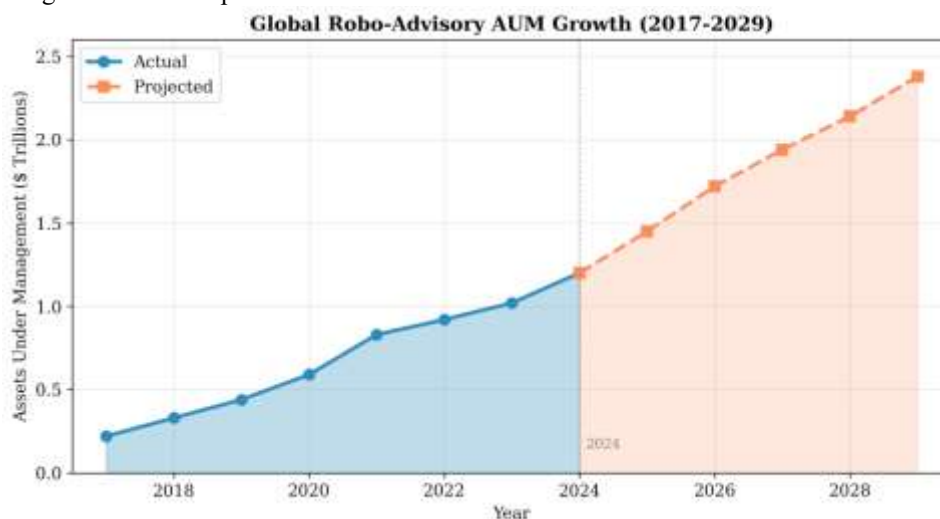


Figure 2. Global Robo-Advisory AUM Growth (2017-2029). Sources: Condor Capital (2025); Statista.

#### Technical Implementation:-

The technical foundation of most robo-advisors rests on Markowitz (1952) mean-variance optimization. The algorithm takes as inputs expected returns and a variance-covariance matrix for available assets, then identifies the efficient frontier of portfolios offering maximum expected return for each level of risk. Client risk preferences, inferred from questionnaire responses, determine placement along this frontier. Implementation presents several challenges. Estimation error in the variance-covariance matrix can produce unstable portfolio weights, leading most platforms to employ shrinkage techniques (Ledoit & Wolf, 2004) or Bayesian methods (Black & Litterman, 1991) to produce more robust allocations. Short-sale constraints are typically imposed, both because retail accounts rarely permit shorting and because unconstrained optimization can generate extreme positions. Most robo-advisors implement strategies using exchange-traded funds (ETFs) rather than individual securities. ETFs offer diversification within asset classes, high liquidity, and low expense ratios, often below 0.10% annually for broad market index funds. This construction makes robo-advised portfolios inherently more diversified than the concentrated positions many individual investors hold in their self-directed accounts.

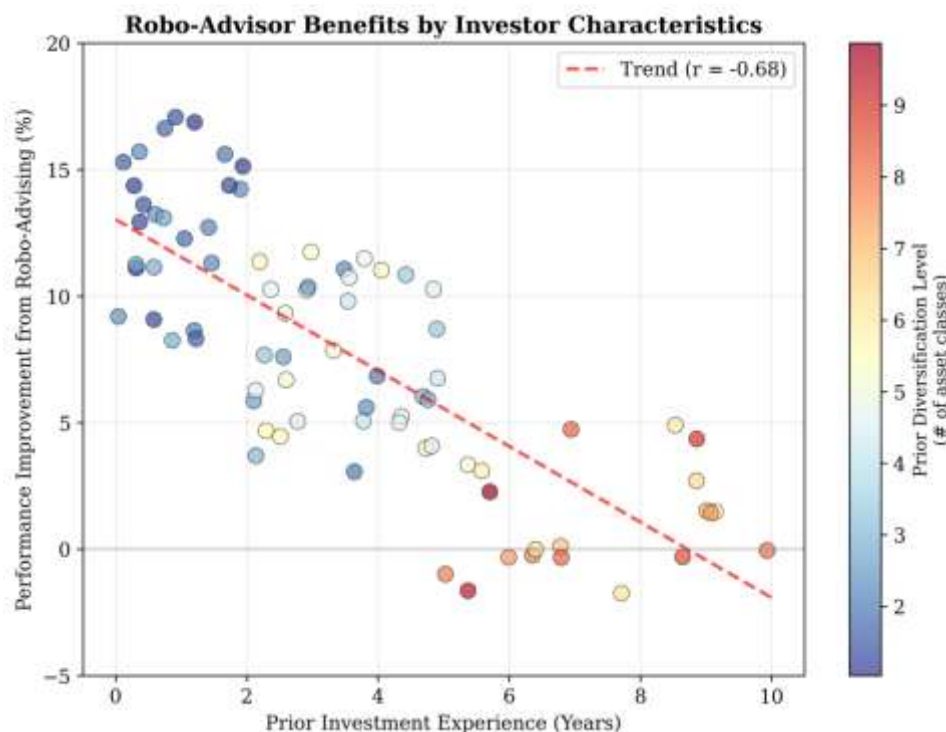
### Empirical Evidence on Robo-Advisor Effectiveness:-

#### Portfolio Diversification and Risk Reduction:-

The clearest documented benefit of robo-advising is improved portfolio diversification. Individual investors are notoriously underdiversified: Barber and Odean (2000) reported median holdings of just 3 stocks among U.S. brokerage customers, while D'Acunto, Prabhala, and Rossi (2019) found median holdings of 5 stocks among Indian investors. Such concentrated portfolios expose investors to idiosyncratic risk that earns no expected premium, a straightforward violation of basic portfolio theory. Rossi and Utkus (2019) examined investors who switched from self-directed accounts to Vanguard's hybrid robo advisor. Their analysis revealed substantial portfolio improvements: investors reduced holdings of individual stocks and high-fee active mutual funds while increasing allocations to low-cost index funds. International diversification improved significantly, reducing home bias. Portfolio volatility declined, and risk-adjusted returns (Sharpe ratios) improved by approximately 10% on average. Critically, these benefits were concentrated among investors who were previously underdiversified or financially unsophisticated. Investors who already held well-diversified, low-cost portfolios gained little from robo-advising and in some cases saw marginally lower net returns due to additional trading costs. This finding suggests robo-advice functions primarily as a remedy for common investment mistakes rather than a strategy for outperforming markets.

#### Behavioral Bias Mitigation:-

Perhaps the most intriguing finding from the robo-advising literature concerns the reduction of well-documented behavioral biases. Three biases have received particular attention: the disposition effect, trend chasing, and the rank effect. The disposition effect, first documented by Shefrin and Statman (1985) and rigorously tested by Odean (1998), describes investors' tendency to sell winning positions too quickly while holding losing positions too long. Odean found that outside of December (when tax-loss selling motivates different behavior), investors realized gains at rates approximately 50% higher than losses. Specifically, 14.8% of available gains were realized compared to just 9.8% of available losses. This pattern is inconsistent with tax optimization and appears driven by psychological factors rooted in prospect theory's asymmetric treatment of gains and losses. D'Acunto, Prabhala, and Rossi (2019) found that the disposition effect declined significantly after investors adopted robo-advising. They measured the bias as the difference between the proportion of gains realized (PGR) and losses realized (PLR). Before adoption, this difference averaged approximately 2 percentage points; after adoption, it fell by about 0.6 percentage points, a proportionate reduction of roughly 30%. Importantly, this reduction occurred across all investors regardless of their prior diversification levels.



**Figure 3. Robo-Advisor Benefits by Investor Characteristics.** Investors with less experience and lower prior diversification show greater performance improvements. Source: Adapted from Rossi & Utkus (2019).



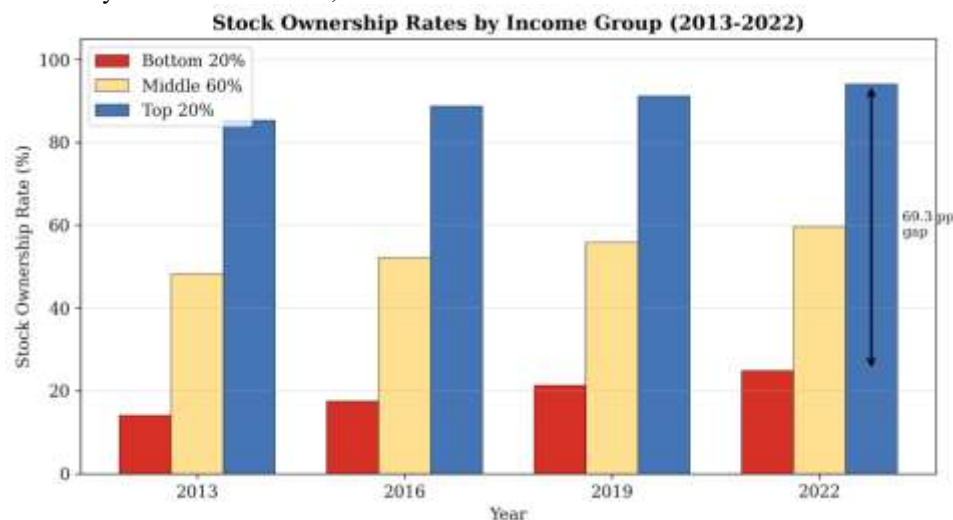
### Heterogeneous Effects Across Investor Types:-

A consistent theme in the empirical literature is that robo-advising benefits are heterogeneous across investor types. Those who gain most from automated advice are precisely those who were making the largest mistakes beforehand: underdiversified investors, those with high cash holdings, investors using expensive actively managed funds, and those with limited investment experience. Rossi and Utkus (2019) employed machine learning techniques (Boosted Regression Trees) to identify which investor characteristics best predicted performance gains from robo-advising. Low prior investment experience, large cash holdings, high trading volume, and substantial positions in high-fee active funds all predicted greater improvements. Sophisticated investors who were already following best practices gained little and sometimes saw marginal declines in net returns. This heterogeneity has important implications for financial inclusion. Low-income and low-wealth individuals are disproportionately likely to be financially inexperienced and, when they do invest, to hold underdiversified positions. The evidence suggests these are precisely the investors who would benefit most from robo-advising, if they could be induced to adopt.

### The Case for Low-Income Users:-

#### The Financial Advice Gap:-

Low-income households face a stark advice gap. Traditional financial advisors impose minimum account requirements that exclude most lower-wealth families. But the need for guidance may be greatest precisely among those who cannot afford it. Households with limited financial literacy, which correlates strongly with lower income and education, are least equipped to navigate complex investment decisions independently. Van Rooij, Lusardi, and Alessie (2011) demonstrated that financial literacy strongly predicts stock market participation: individuals who cannot answer basic questions about interest compounding, inflation, and risk diversification are far less likely to invest. This creates a self-reinforcing cycle: those who most need guidance to participate in wealth-building opportunities are least likely to seek or receive it, while those who need it least have abundant access.



**Figure 4. Stock Ownership Rates by Income Group (2013-2022).** Source: Federal Reserve Survey of Consumer Finances.

Stock market participation rates illustrate the disparity starkly. According to the 2022 Federal Reserve Survey of Consumer Finances, 96.4% of households in the top income decile own stocks (directly or through retirement accounts), compared to just 24.8% of households in the bottom income quintile. The top 10% of Americans by wealth own 93% of all stock market assets; the bottom 50% collectively own approximately 1% (Federal Reserve, 2024).

### Why Robo-Advisors Could Help:-

Several features of robo-advising appear well-suited to addressing the needs of low-income investors. First, low costs remove a significant barrier. With fees of 0.25% or less, and some platforms charging nothing for basic services, robo-advising is accessible even to households with modest portfolios. The compound effect of fee differences is substantial: a 0.75% annual fee reduction translates to approximately 18% more wealth after 25 years of investing, assuming 7% gross returns. Second, low or zero minimum investment requirements eliminate a threshold that historically excluded lower-wealth households. Platforms like Acorns have pioneered "micro-

investing" approaches, rounding up everyday purchases and investing the spare change. While such small contributions may seem trivial, they can help establish investing habits and build financial capability among those new to markets. Third, robo-advisors eliminate human advisor biases that may disadvantage lower-income clients. Evidence suggests advisors provide better service to higher-net-worth clients, perhaps because compensation structures create stronger incentives to cultivate wealthy relationships. Algorithmic advice is, by construction, blind to client wealth. A \$1,000 account receives the same optimization as a \$1,000,000 account.

#### The Unfulfilled Promise:-

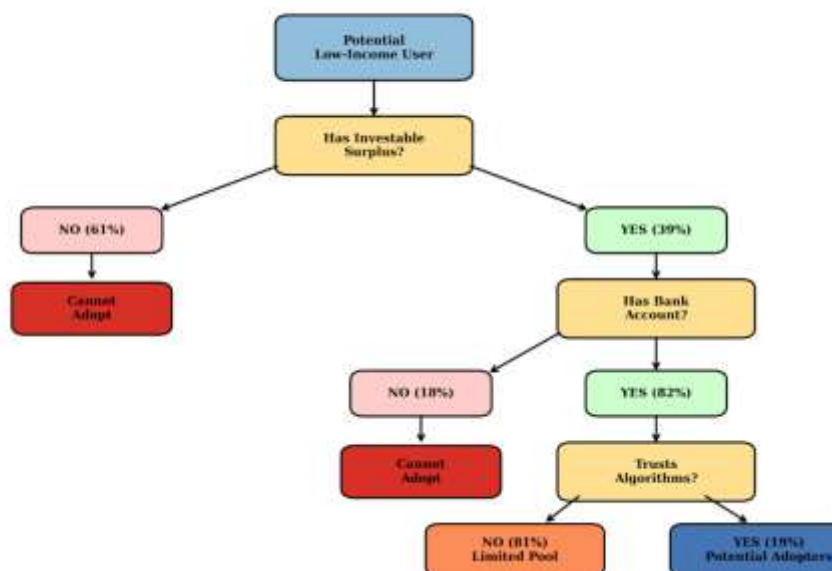
Despite these potential benefits, current evidence suggests low-income households remain largely absent from the robo-advisory client base. The average account size at major independent robo-advisors tells the story: Betterment's average account is approximately \$63,000; Wealthfront's is roughly \$69,000 (Sacra, 2024). While substantially below the minimums required by traditional advisors, these figures still represent wealth levels well above the median American household. D'Acunto et al. (2020) explain this gap through straightforward economics: robo-advisors charging percentage-of-assets fees have minimal incentive to pursue clients with limited wealth. A 0.25% annual fee on a \$1,000 account generates just \$2.50 in revenue, an amount insufficient to cover customer acquisition costs, let alone operating expenses. The fee-based revenue model that makes robo-advising viable for moderate-wealth clients becomes uneconomic for the truly poor.

#### Barriers to Adoption Among Low-Income Populations:-

##### Structural Barriers:-

The most fundamental barrier facing low-income households is the simple absence of investable surplus. Families living paycheck to paycheck, struggling to cover housing, food, healthcare, and other necessities, cannot allocate funds to investment accounts regardless of how low the minimums or fees might be. This is not a problem robo-advisors can solve through better design. It reflects underlying income inadequacy that requires broader economic and policy interventions. Relatedly, low-income populations are disproportionately unbanked or underbanked, lacking the traditional banking relationships through which robo-advisors operate. Opening a robo-advisory account typically requires linking a bank account for funding; individuals without bank accounts face an additional hurdle before they can even access the service. The provider side also presents structural barriers. Robo-advisors' revenue models discourage pursuit of low-balance customers. This creates a market failure: the segment that might benefit most from automated advice is precisely the segment that providers have no financial incentive to serve.

**Barriers to Robo-Advisor Adoption: Decision Tree**



**Figure 5. Barriers to Robo-Advisor Adoption: Decision Tree. Sequential barriers progressively reduce the pool of potential low-income adopters.**

**Psychological and Trust Barriers:-**

Trust represents perhaps the most significant psychological barrier to robo-advisor adoption among low-income users. Entrusting one's scarce savings to an algorithm requires confidence in technology that many inexperienced investors lack. Research on "algorithmic aversion" (Dietvorst, Simmons, & Massey, 2015) documents a widespread reluctance to delegate decisions to algorithms, even when algorithmic performance demonstrably exceeds human judgment. Only 19% of respondents in one survey indicated they would trust a robo-advisor to make investment choices (HSBC, 2019). When experimental participants were informed that robo-advisors and human advisors performed equally well, 57% still preferred the human option (Niszczoła & Kaszas, 2020). This preference for human judgment persists despite the "black box" nature of algorithmic recommendations. Trust concerns may be especially acute among communities historically excluded from or exploited by mainstream financial institutions. Predatory lending practices, discriminatory redlining, and high-fee financial products have disproportionately targeted lower-income and minority communities, creating rational skepticism toward financial institutions broadly.

**Technological Barriers:-**

Digital delivery creates technological barriers that disproportionately affect lower-income users. While smartphone ownership has become nearly universal, older or less expensive devices may struggle with sophisticated financial applications. Limited data plans can make heavy app usage costly. Rural and lower-income areas may have unreliable internet connectivity. Digital literacy varies substantially across populations. Users unfamiliar with online banking, mobile applications, or financial interfaces may find robo-advisor platforms intimidating or confusing. User interface designs that assume baseline technological familiarity can inadvertently exclude less tech-savvy populations.

**Design Limitations of Current Robo-Advisors:-****Misaligned Assumptions:-**

Current robo-advisory platforms are built on assumptions that poorly match the financial realities of low-income households. Most fundamentally, they assume users have surplus income available for long-term investment. The typical onboarding flow asks about investment goals, risk tolerance, and time horizon, presupposing that the user has already resolved more immediate financial concerns and is ready to build wealth for the future. For households facing income volatility, high-interest debt, inadequate emergency savings, or uncertain employment, long-term investing may not be the highest-priority financial action. Standard financial planning wisdom suggests paying off high-interest debt before investing, building emergency funds before committing to illiquid investments, and ensuring adequate insurance before accumulating wealth. Robo-advisors that focus narrowly on investment optimization while ignoring these preconditions may actually provide inappropriate advice to financially fragile users.

**Limited Personalization:-**

Despite claims of personalized advice, most robo-advisors rely on relatively crude categorization schemes. Users who provide similar questionnaire responses receive identical portfolio recommendations, regardless of circumstances the questionnaire fails to capture. Critical factors for low-income households (income volatility, existing debt obligations, need for liquidity, informal financial responsibilities like supporting extended family) typically are not elicited and therefore cannot inform recommendations.

**Table 2. Typical Robo-Advisor Questionnaire Items vs. Low-Income User Needs**

Factor	Typically Asked?	Critical for Low-Income?
Risk Tolerance	Yes	Moderate
Time Horizon	Yes	Moderate
Income Volatility	Rarely	High
Existing Debt	Rarely	High
Emergency Fund Status	Rarely	High

**Source: Analysis of major robo-advisor onboarding processes.**

The questionnaires themselves present problems. Self-reported risk tolerance may not accurately reflect how individuals will behave when facing actual losses. Financially unsophisticated users may not understand questions about investment horizons or risk preferences, leading to arbitrary responses. Fein (2017) questions whether robo-advisors can truly satisfy fiduciary duties given these limitations.



**Transparency and Explainability:-**

Algorithmic opacity presents challenges for building trust and ensuring appropriate use. While robo-advisors often publish whitepapers describing their methodology, the details of portfolio optimization (variance-covariance estimation, expected return assumptions, rebalancing triggers) remain inaccessible to typical users. Clients may not understand why their portfolio is allocated as it is, making it difficult to evaluate whether recommendations suit their circumstances. This "black box" quality undermines the educational potential of robo-advising. In principle, automated platforms could help users understand investment principles: diversification, risk-return tradeoffs, the benefits of low-cost passive strategies. In practice, most platforms present recommendations as conclusions to accept rather than reasoning to understand. Users may follow advice without learning, remaining dependent on the algorithm and vulnerable if circumstances require independent judgment.

**Opportunities for Inclusive Design:-****Behaviorally Informed Design:-**

Behavioral economics offers insights for designing robo-advisors that better serve low-income users. Default options and automatic enrollment can overcome inertia and decision paralysis. Experimental evidence from Jung and Weinhardt (2018) found that default investment choices and well-timed warning messages significantly reduced decision inertia among robo-advisor users. Nudges and notifications can encourage positive behaviors. Financial technology applications have experimented with sending personalized alerts: balance reminders for public assistance recipients, overdraft warnings for bank customers, savings prompts timed to income receipt. Robo-advisors could adapt these techniques to encourage consistent contributions, celebrate savings milestones, and discourage premature withdrawals.

**Table 3. Inclusive Design Features and Their Measured Effects**

Design Feature	Effect Size	Source
Default Enrollment	+85% participation	Madrian & Shea (2001)
Savings Nudges	+34% deposits	Karlan et al. (2016)
Round-Up Features	+56% engagement	Acorns (2023)
Goal Tracking	+42% retention	Betterment (2022)
Human Chat Access	+67% trust	Vanguard (2023)

**Note: Effect sizes are approximate and context-dependent.**

**Hybrid Models:-**

Incorporating human elements into robo-advisory services may address trust barriers while preserving cost advantages. Hybrid models, which combine robo-advisors with access to human advisors for questions and guidance, already exist at the upper end of the market. Extending similar access to lower-balance accounts, perhaps through chat-based support or scheduled phone consultations, could build trust without eliminating automation's efficiency gains. The "super adviser" concept envisions human advisors augmented by robo-tools rather than replaced by them (D'Acurto & Rossi, 2020). In this model, clients interact with humans who provide empathy, judgment, and personalized guidance, while algorithms handle portfolio optimization, trade execution, and routine monitoring. This approach could be deployed by nonprofit financial counseling organizations, leveraging technology to extend the reach of limited human resources.

**Public and Nonprofit Deployment:-**

Given that private robo-advisors have limited incentive to serve low-balance customers, scholars have proposed public or nonprofit alternatives. Governments could sponsor robo-advisory platforms as a public good, analogous to public options in healthcare or student lending. Such platforms might offer no-frills investment portfolios, perhaps focused on low-risk government securities and broadly diversified index funds, with zero fees for participants below certain wealth thresholds. Nonprofit organizations already providing financial counseling and education could deploy robo-advisory technology to extend their impact. Community development financial institutions (CDFIs) might incorporate robo-advisory services alongside their existing offerings. Cross-subsidy models represent another possibility: platforms could charge higher-wealth clients slightly more to subsidize service for lower-wealth accounts.

**Holistic Product Features:-**

Truly inclusive robo-advisors might need to expand beyond pure investment management to address the broader financial needs of low-income users. Integration of budgeting and cash flow management could help users identify

savings capacity. Debt management tools that prioritize high-interest debt repayment and suggest consolidation options could ensure investment advice comes in appropriate sequence. Emergency fund prioritization should precede long-term investing for financially fragile households. Platforms might automatically allocate initial contributions to liquid savings before directing funds to investment accounts, ensuring users have adequate reserves before taking on market risk. Micro-investment features such as round-ups and small recurring transfers enable participation by those who cannot commit large sums.

#### **Policy and Regulatory Implications:-**

##### **Fiduciary Duty and Consumer Protection:-**

Robo-advisors in the United States typically register as investment advisers under the Investment Advisers Act of 1940, subjecting them to fiduciary duties requiring them to act in clients' best interests. However, the application of fiduciary standards to algorithmic advice raises unresolved questions. Traditional fiduciary duty contemplates personalized due diligence, with an advisor understanding the client's full financial situation before making recommendations. Robo-advisors' reliance on standardized questionnaires may fall short of this standard, particularly for clients with complex circumstances (Fein, 2017). Regulators have issued guidance emphasizing that robo-advisors must periodically review algorithms, maintain accurate disclosures, and monitor recommendation quality. However, specific standards for what constitutes adequate algorithmic due diligence remain underdeveloped.

**Table 4. Robo-Advisor Regulatory Requirements by Jurisdiction**

<b>Jurisdiction</b>	<b>Fiduciary</b>	<b>Transparency</b>	<b>Bias Audit</b>	<b>Suitability</b>
United States	Yes	Partial	No	Yes
United Kingdom	Yes	Yes	Partial	Yes
European Union	Yes	Yes	Yes	Yes
Australia	Yes	Yes	Partial	Yes
Singapore	Yes	Yes	Yes	Yes

**Sources: SEC, FCA, ESMA, ASIC, MAS regulatory guidance documents.**

##### **Algorithmic Transparency and Fairness:-**

Algorithmic decision-making raises concerns about transparency, explainability, and potential bias. While robo-advisors are not obviously susceptible to the discriminatory patterns that have plagued algorithmic lending and hiring, questions merit attention. Could questionnaire designs systematically disadvantage certain demographic groups? Might risk assessment algorithms embed patterns that produce different recommendations for different populations? Regulators and researchers have called for mechanisms to audit robo-advisory algorithms for bias (D'Acunto et al., 2020). This might involve examining whether demographically similar users receive comparable recommendations, whether portfolio outcomes vary systematically across groups, or whether certain populations are disproportionately steered toward higher-fee products. The European Union's AI guidelines under MiFID II already require bias testing and explainability for algorithmic financial services, providing a model that U.S. regulators might consider.

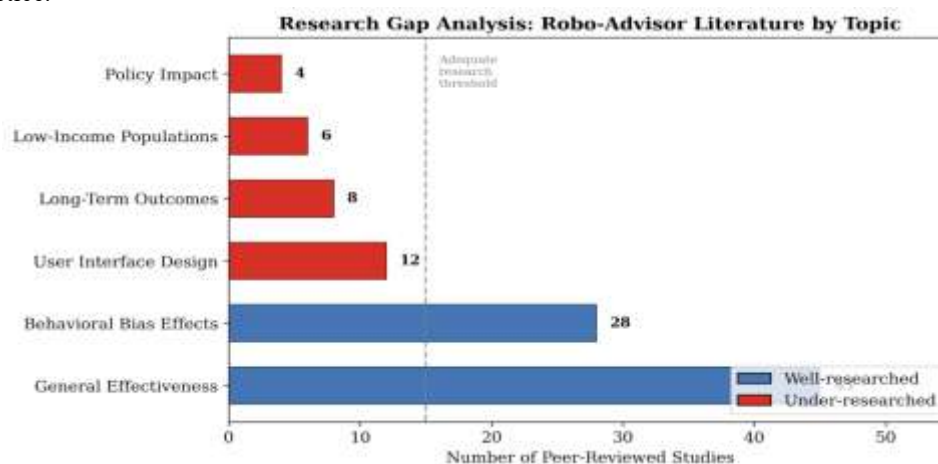
##### **Promoting Equitable Access:-**

If robo-advising genuinely improves investment outcomes, then ensuring equitable access becomes a policy goal in its own right. Strategies might include financial education initiatives that inform underserved populations about robo-advisory options; subsidies or tax incentives for platforms serving low-balance customers; public robo-advisory options providing basic investment services; integration with existing programs such as automatic IRA enrollment and matching programs for low-income savers; and accessibility requirements ensuring platforms meet needs of users with disabilities, limited English proficiency, or other circumstances that could impede use. The Treasury Department's 2024 National Strategy for Financial Inclusion recognized that significant disparities persist in how different populations access and benefit from financial services. Robo-advisory technology could be a component of inclusion strategies, but only with intentional policy intervention to ensure benefits reach those currently excluded.

##### **Future Research Directions:-**

The literature on robo-advising, while growing rapidly, leaves substantial questions unanswered, particularly regarding low-income users. Empirical studies of low-income robo-advisor users are scarce because such users are scarce. Randomized controlled trials providing robo-advisory access to low-income populations, measuring impacts

on savings behavior, investment outcomes, and financial wellbeing, could establish whether theoretical benefits materialize in practice.



**Figure 6. Research Gap Analysis: Robo-Advisor Literature by Topic.** Red bars indicate under-researched areas requiring future study.

Longitudinal research tracking robo-advised investors over extended periods would reveal whether early benefits persist, how users behave during market downturns, and whether robo-advising promotes sustained engagement or merely temporary enthusiasm. Current studies largely examine short horizons; understanding long-term dynamics is essential for evaluating inclusion potential. Design experiments testing alternative interface choices, default structures, personalization approaches, and hybrid configurations could identify features that enhance adoption and outcomes among financially vulnerable populations. Qualitative research exploring the experiences, concerns, and needs of low-income non-adopters could illuminate barriers not visible in quantitative data. Cross-cultural and international comparisons would reveal whether patterns observed in U.S. and European data generalize elsewhere. Different financial systems, cultural attitudes toward technology and institutions, and regulatory environments may produce different dynamics. Systemic implications merit monitoring as robo-advising scales. If large portions of the investing population adopt similar algorithmic strategies, could this create correlated behavior that amplifies market volatility?

### Conclusion:-

Robo-advisors represent a genuine innovation with demonstrated capacity to improve investment outcomes for individual investors. Empirical evidence confirms that automated advice enhances portfolio diversification, reduces volatility, improves risk-adjusted returns, and mitigates behavioral biases including the disposition effect, trend chasing, and the rank effect. These benefits are particularly pronounced for investors who are inexperienced, underdiversified, or otherwise making significant investment mistakes, a profile that disproportionately characterizes lower-income and lower-wealth households. Yet the promise of financial democratization remains largely unfulfilled for those who need it most. Commercial robo-advisors, constrained by revenue models that reward asset accumulation, have limited incentive to pursue low-balance customers. The result is a troubling pattern: robo-advising helps moderate-wealth investors compound their advantages while leaving the truly poor no better served than before. If this pattern persists, the technology heralded as an equalizer may instead exacerbate existing wealth disparities.

**Table 5. Long-Term Wealth Projections: Impact of Robo-Advisory Access**

Starting Amount	Status Quo (2%)	With Robo (6.5%)	25-Year Difference
\$1,000	\$1,641	\$4,828	+\$3,187
\$2,500	\$4,102	\$12,069	+\$7,967
\$5,000	\$8,203	\$24,138	+\$15,935
\$10,000	\$16,406	\$48,277	+\$31,871
\$25,000	\$41,016	\$120,692	+\$79,676

**Note:** Status quo assumes 2% annual return (savings account); robo assumes 6.5% (diversified portfolio minus fees).

Realizing the inclusion potential of robo-advising requires intentional effort across multiple dimensions. Product design must evolve to address the actual financial circumstances of low-income users, including income volatility, debt burdens, liquidity needs, and limited prior experience. Hybrid models incorporating human touchpoints may be essential to build trust among skeptical populations. Public or nonprofit deployment can serve segments that commercial providers cannot profitably reach. Regulatory frameworks must balance innovation with consumer protection. The stakes are substantial. Wealth inequality in the United States has reached levels not seen since the Gilded Age, with the bottom 50% of households holding just 2.4% of total wealth while the top 1% controls 30%. Stock market participation, the primary vehicle for long-term wealth accumulation, remains starkly stratified by income and wealth. Robo-advisors offer a technologically feasible pathway to extend sophisticated investment management to households previously excluded from such services.

Whether that pathway is followed is a matter of choice, not technology. The algorithms exist; the platforms function; the evidence supports their effectiveness for appropriate users. What remains is the policy intervention, business model innovation, and intentional design required to translate technological capability into genuine financial inclusion. The opportunity is real, but so are the barriers. Closing the gap between promise and practice requires treating robo-advising not merely as a commercial product but as a potential component of economic equity, and designing accordingly.

### References:-

1. Barber, B. M., & Odean, T. (2000). Trading is hazardous to your wealth: The common stock investment performance of individual investors. *Journal of Finance*, 55(2), 773-806.
2. Black, F., & Litterman, R. B. (1991). Asset allocation: Combining investor views with market equilibrium. *Journal of Fixed Income*, 1(2), 7-18.
3. Condor Capital. (2025). The Robo Report: 2024 AUM Growth. Retrieved from <https://www.condorcapital.com/the-robo-report/>
4. D'Acunto, F., Prabhala, N., & Rossi, A. G. (2019). The promises and pitfalls of robo-advising. *Review of Financial Studies*, 32(5), 1983-2020.
5. D'Acunto, F., & Rossi, A. G. (2020). Robo-advising. CESifo Working Paper No. 8225.
6. Dietvorst, B. J., Simmons, J. P., & Massey, C. (2015). Algorithm aversion: People erroneously avoid algorithms after seeing them err. *Journal of Experimental Psychology: General*, 144(1), 114-126.
7. Federal Reserve. (2023). Survey of Consumer Finances, 2022. Board of Governors of the Federal Reserve System.
8. Federal Reserve. (2024). Distributional Financial Accounts. Board of Governors of the Federal Reserve System.
9. Fein, M. L. (2017). Are robo-advisors fiduciaries? Working Paper.
10. Hackethal, A., Haliassos, M., & Jappelli, T. (2012). Financial advisors: A case of babysitters? *Journal of Banking & Finance*, 36(2), 509-524.
11. HSBC. (2019). Trust in technology survey. HSBC Holdings plc.
12. Jung, D., & Weinhardt, C. (2018). Robo-advisors and financial decision inertia: How choice architecture helps to reduce inertia in financial planning tools. Working Paper.
13. Karlan, D., McConnell, M., Mullainathan, S., & Zinman, J. (2016). Getting to the top of mind: How reminders increase saving. *Management Science*, 62(12), 3393-3411.
14. Ledoit, O., & Wolf, M. (2004). Honey, I shrunk the sample covariance matrix. *Journal of Portfolio Management*, 30(4), 110-119.
15. Linnainmaa, J. T., Melzer, B. T., & Previtero, A. (2017). The misguided beliefs of financial advisors. *Journal of Finance*, 76(2), 587-621.
16. Madrian, B. C., & Shea, D. F. (2001). The power of suggestion: Inertia in 401(k) participation and savings behavior. *Quarterly Journal of Economics*, 116(4), 1149-1187.
17. Markowitz, H. (1952). Portfolio selection. *Journal of Finance*, 7(1), 77-91.
18. Mullainathan, S., Noeth, M., & Schoar, A. (2012). The market for financial advice: An audit study. NBER Working Paper No. 17929.
19. Niszczoła, P., & Kaszas, D. (2020). Robo-advisors and investors: Trusting algorithms instead of (or as well as) humans. Working Paper.
20. Odean, T. (1998). Are investors reluctant to realize their losses? *Journal of Finance*, 53(5), 1775-1798.
21. Reher, M., & Sun, C. (2019). Automated financial management: Diversification and account-size flexibility. *Journal of Investment Management*, 17(2), 1-13.

22. Rossi, A. G., & Utkus, S. P. (2019). Who benefits from robo-advising? Evidence from machine learning. Working Paper.
23. Sacra. (2024). Robo-advisor market analysis. Sacra Research.
24. Schwab. (2018). Nearly 60 percent of Americans expect to use robo-advice by 2025 according to new Schwab report. Press Release.
25. Shefrin, H., & Statman, M. (1985). The disposition to sell winners too early and ride losers too long: Theory and evidence. *Journal of Finance*, 40(3), 777-790.
26. Statista. (2025). Robo-Advisors - Worldwide Market Forecast. Statista Market Insights.
27. U.S. Treasury. (2024). National Strategy for Financial Inclusion in the United States. U.S. Department of the Treasury.
28. Van Rooij, M., Lusardi, A., & Alessie, R. (2011). Financial literacy and stock market participation. *Journal of Financial Economics*, 101(2), 449-472.